



# South Dakota

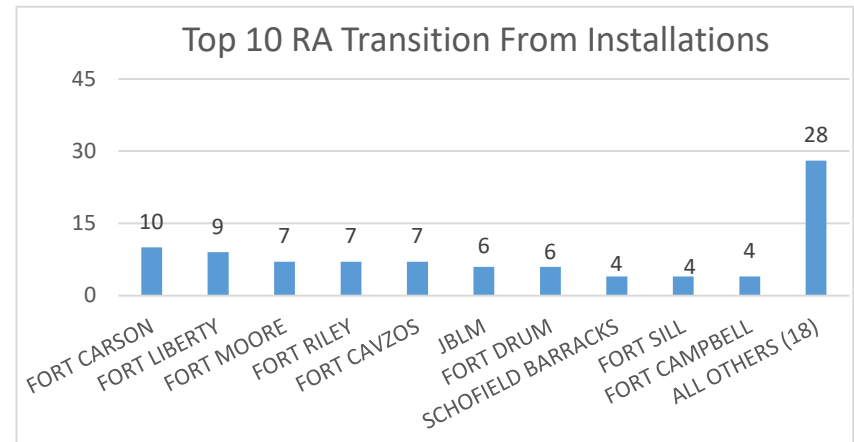
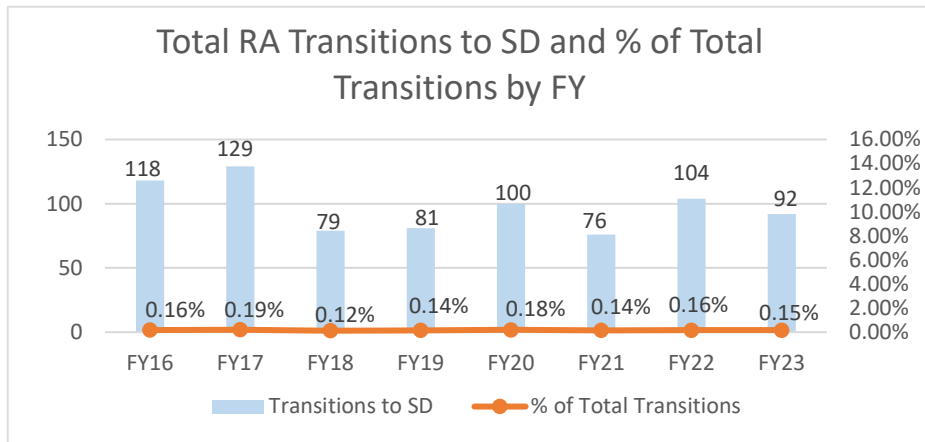


<sup>1</sup>South Dakota ranked 46<sup>th</sup> in Regular Army (RA) soldier transitions. <1.0% (92) of the RA population for FY23 transitioned to South Dakota.

Top MSAs* in SD	FY23 RA Transitioned Soldiers
N/A (Rural)	43
Sioux Falls	30
Rapid City	18

## SD FY23 RA Transitions

- **59,535** (left the Army)
- **154** (Joined in SD)
- **60** (returned to SD; **about 61% loss**)
- **32** (outsiders moved to SD)
- ❖ **92 to SD**



<sup>1</sup> Due to the small population of transitioned RA Soldiers to the state, all three Components are examined in all data points for this presentation unless otherwise specified. \*MSA stands for Metropolitan Statistical Area. A MSA is a predetermined land area that contains a population center with at least 50,000 people residing within its borders. A Micropolitan Area has a population center of at least 10,000 but less than 50,000 (Census Bureau). N/A Rural describes an area that is considered a Micropolitan Area, or less in population. Some MSAs split states however the numbers only reflect those that transitioned to SD. **ALL** data represents **ONLY** those with Honorable/general service.



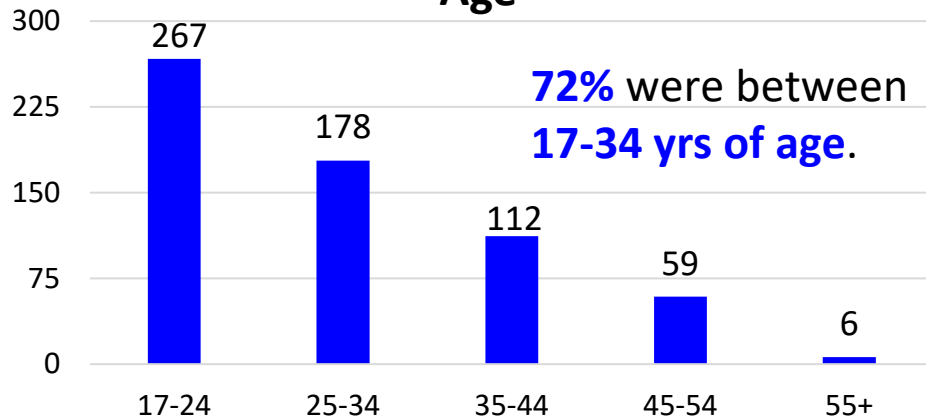
# South Dakota



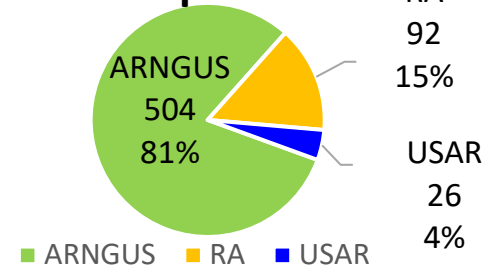
Demographics of the 622 soldiers that transitioned to South Dakota in FY23.

## Age

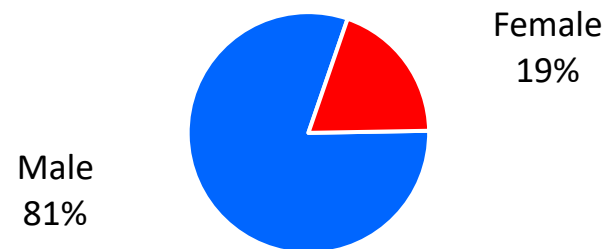
72% were between 17-34 yrs of age.



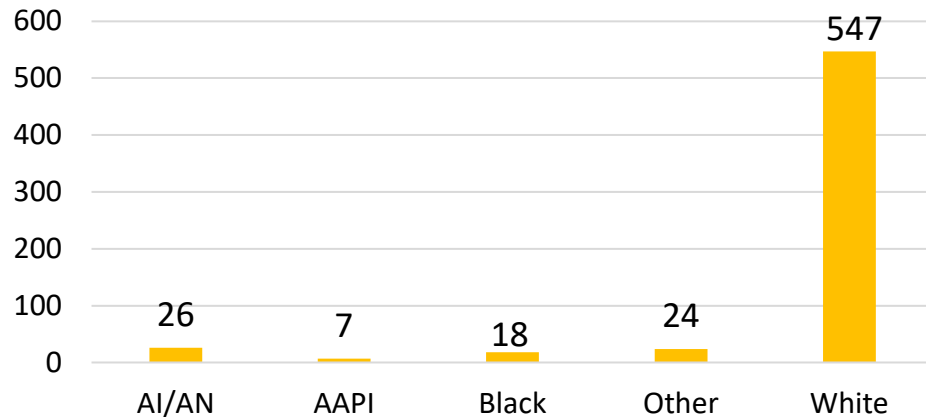
## Component



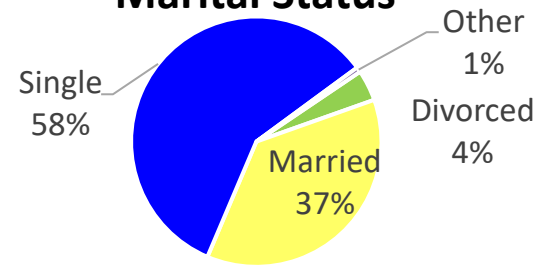
## Gender



## Race\*



## Marital Status



\*Note: AI/AN= American Indian/Alaska Native; AAPI= Asian American Pacific Islander; Other= blank, other and unknown



# South Dakota



Demographics of the soldiers that transitioned to South Dakota in FY23.

