



Pennsylvania

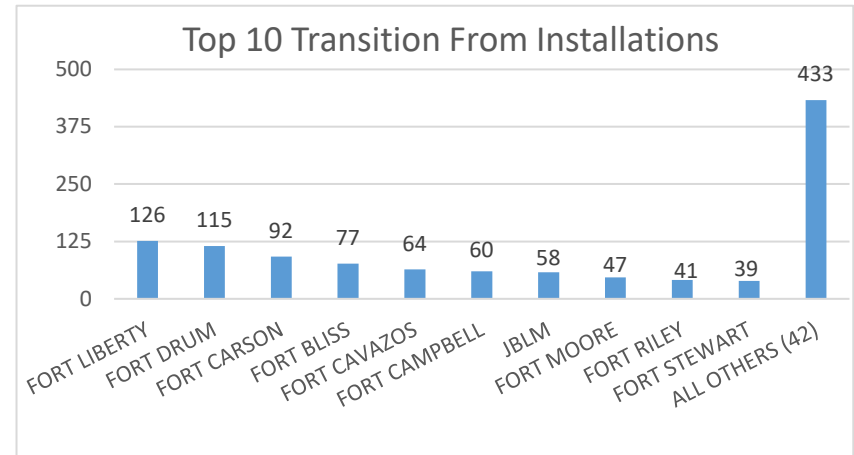
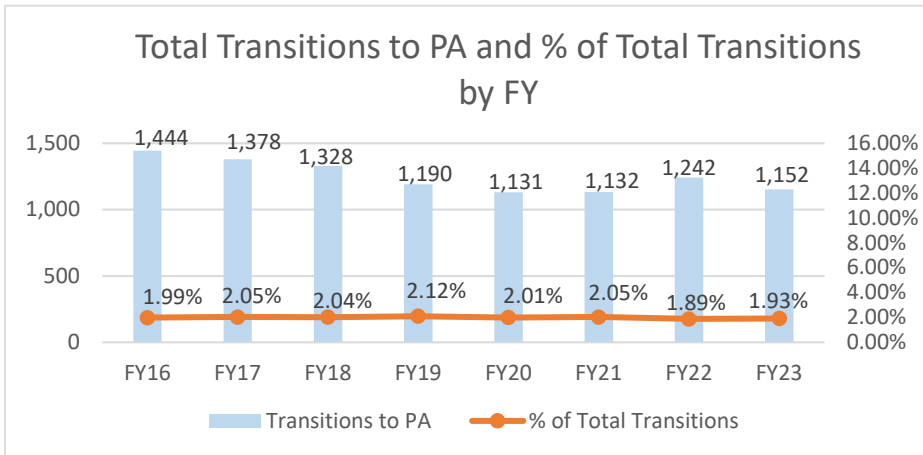


Pennsylvania ranked 16th in Regular Army (RA) soldier transitions. 2% (1,152) of the RA population for FY23 transitioned to Pennsylvania.

Top 5 MSAs* in PA	FY23 Transitioned Soldiers
**Philadelphia	264
Pittsburgh	193
**Harrisburg	107
Allentown	69
York	47

PA FY23 RA Transitions

- **59,535** (left the Army)
- **1,258** (Joined in PA)
- **549** (returned to PA; **about 56% loss**)
- **603** (outsiders moved to PA)
- ❖ **1,152** to PA



*MSA stands for Metropolitan Statistical Area. A MSA is a predetermined land area that contains a population center with at least 50,000 people residing within its borders (Census Bureau). Some of the MSAs cross state lines but the numbers only represent the PA side of the MSA. **ALL** numbers are those with Honorable/general service.
 ** represents an installation is within the borders of that MSA.



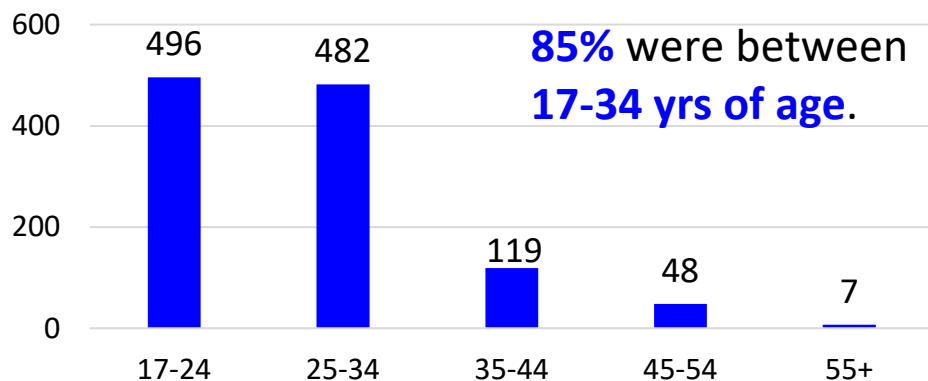
Pennsylvania



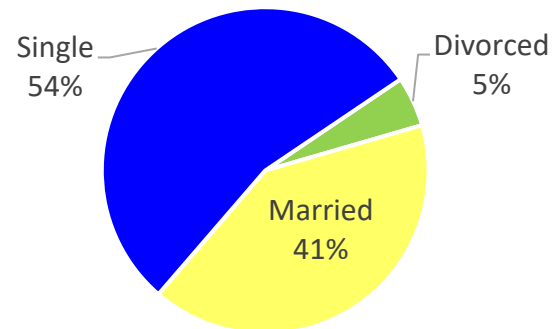
Demographics of the 1,152 RA soldiers that transitioned to Pennsylvania in FY23.

Age

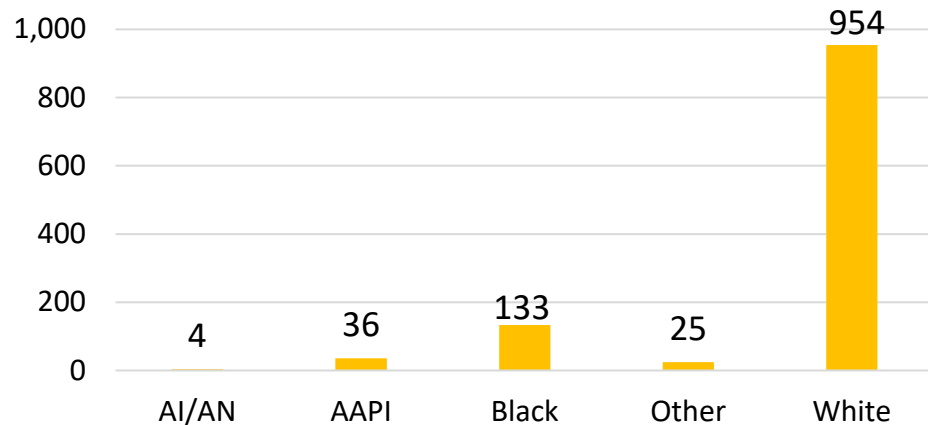
85% were between 17-34 yrs of age.



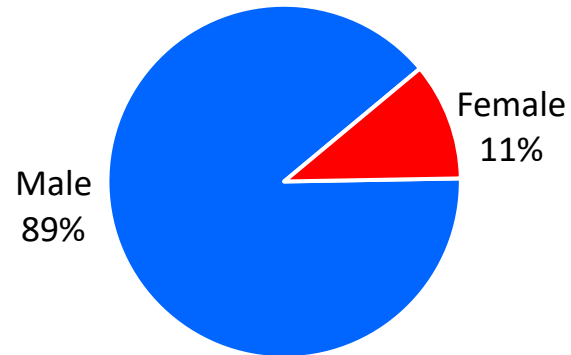
Marital Status



Race*



Gender



*Note: AI/AN= American Indian/Alaska Native; AAPI= Asian American Pacific Islander; Other= blank, other and unknown



Pennsylvania



Demographics of RA Soldiers that transitioned to Pennsylvania in FY23.

