

SFL TRANSITION OVERVIEW PACKET- WEST

2020

Transitioning Soldier Overview
Tanya Wright



TABLE OF CONTENTS

Contents

Introduction _____	3
Western Region _____	4
Alaska _____	5
Information on Soldiers Transitioned to Alaska (408) _____	6
Arizona _____	7
Information on Soldiers Transitioned to Arizona (1,274) _____	8
California _____	9
Information on Soldiers Transitioned to California (3,914) _____	10
Colorado _____	11
Information on Soldiers Transitioned to Colorado (2,084) _____	12
Hawaii _____	13
Information on Soldiers Transitioned to Hawaii (579) _____	14
Idaho _____	15
Information on Soldiers Transitioned to Idaho (225) _____	16
Montana _____	17
Information on Soldiers Transitioned to Montana (133) _____	18
New Mexico _____	19
Information on Soldiers Transitioned to New Mexico (317) _____	20
Nevada _____	21
Information on Soldiers Transitioned to Nevada (405) _____	22
Oregon _____	23
Information on Soldiers Transitioned to Oregon (464) _____	24
Utah _____	25
Information on Soldiers Transitioned to Utah (261) _____	26
Washington _____	27
Information on Soldiers Transitioned to Washington (2,245) _____	28

TABLE OF CONTENTS

Contact Information	29
Company Information	29

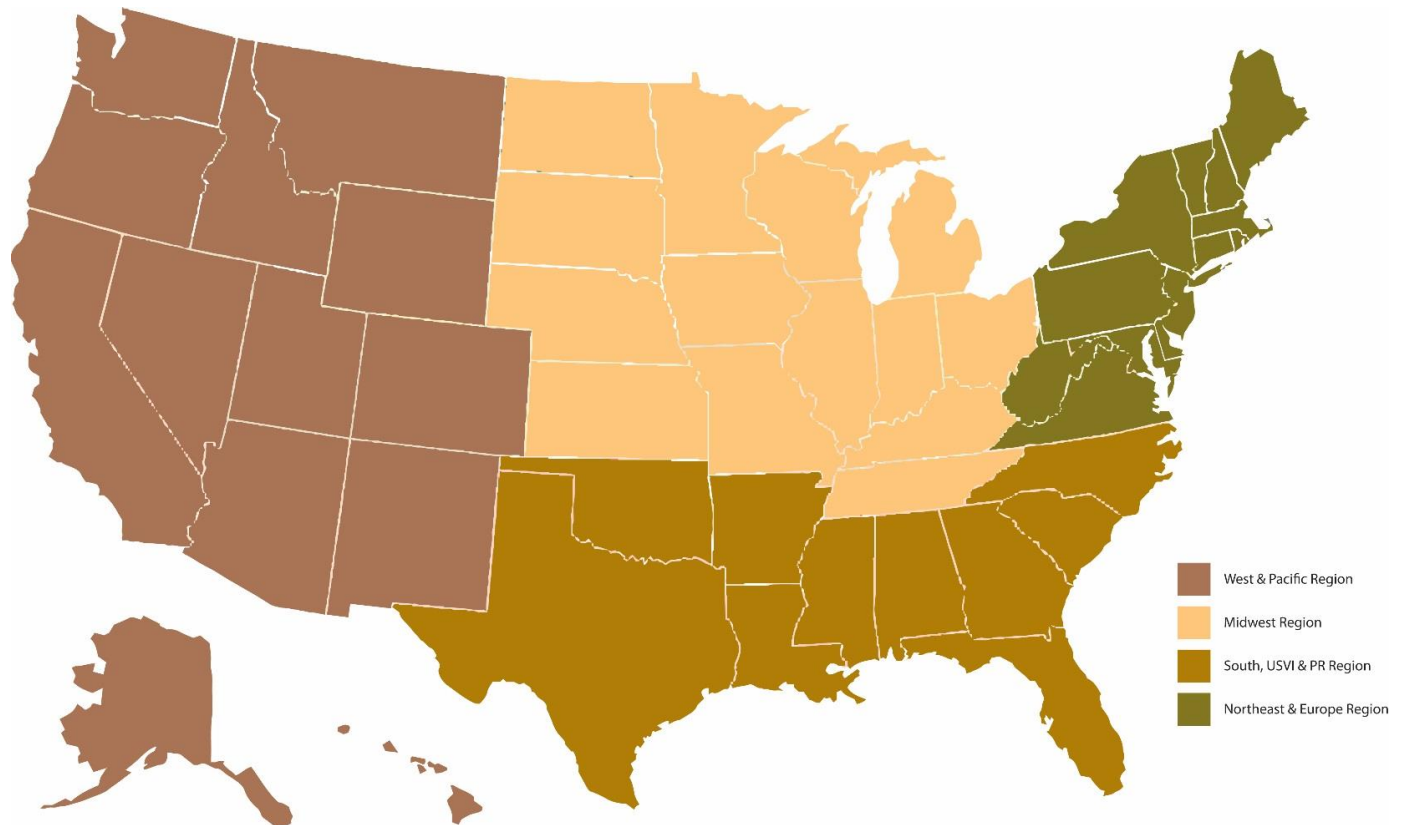
Introduction

SOLDIER FOR LIFE

Every year, roughly 62,000 Soldiers transition out of the Army*. In order to better serve this population, the Soldier for Life Analytics and Research team conducts a thorough investigation on the demographics of those that transitioned back into the civilian population, state by state. While we cannot know with exact certainty the number of Soldiers in our sampling that relocated to, or remained in, these areas, this is currently the best tool we have to speculate about the population and location for post service residency. In addition to assessing where Soldiers planned on residing after service, we simultaneously evaluated where they entered from. Each state overview is broken down by how many Soldiers entered service from that state, how many stated an intent to return/stay in that state, and how many non-state natives planned on making that state their home. The data are further

broken down by those individuals who transitioned from an installation within the state and those who transitioned from another state. Demographics are also provided on the bottom of each page for all Soldiers who planned on going to or staying in the state. All data presented in the following analysis is derived strictly from transitioned Soldiers' DD-214s, which is populated from the Army's TRANSPROC system. Data pulled spans the 2020 fiscal year (FY20).

It is important to note that this review may not include all states if there is a low sample size and less than 100 soldiers that transitioned to that state.



*Transition data only includes Soldiers within the Army's Active component and does account for National Guard or Reservists.

WEST

Western Region

Contact Information:

LTC Cassandra Owens

cassandra.m.owens.mil@mail.mil

MSG Michelle Schrader

michelle.d.schrader.mil@mail.mil



WEST

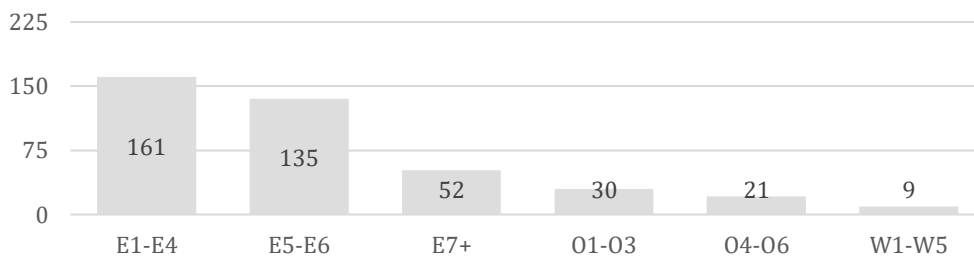
Alaska

Alaska

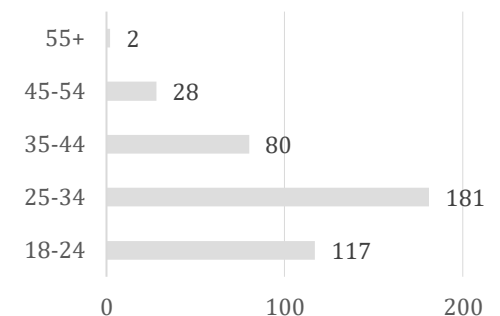
Total Army Records	56,395	
Total Soldiers Entered in AK	147	
Total from AK staying in AK	49	Loss of 98 Alaskans
Total Soldiers Transitioned to AK	408	Gain of 359 non-Alaskans

Entered in AK (147)	Transitioned from a base in AK	11	Staying in AK	8	
	Fort Wainwright 4(2/2)		Going to another state		3
	JB ELMENDORF-RICHARDSON 7(6/1)				
	Transitioned from a base NOT in AK	136	Going to AK	41	
			Going to another state		95
Did not enter in AK (56,248)	Transitioned from a base in AK	1,416	Staying in AK	270	
			Going to another state		1,146
	Transitioned from a base NOT in AK	54,832	Going to AK	89	
			Going to another state		54,743
			Total to Alaska	408	
			Total to another state		55,987

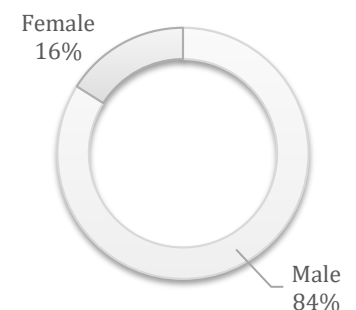
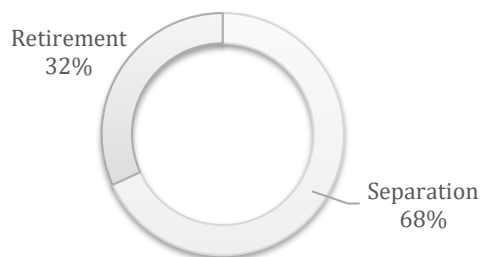
INFORMATION ON SOLDIERS TRANSITIONED TO ALASKA (408)



AGE



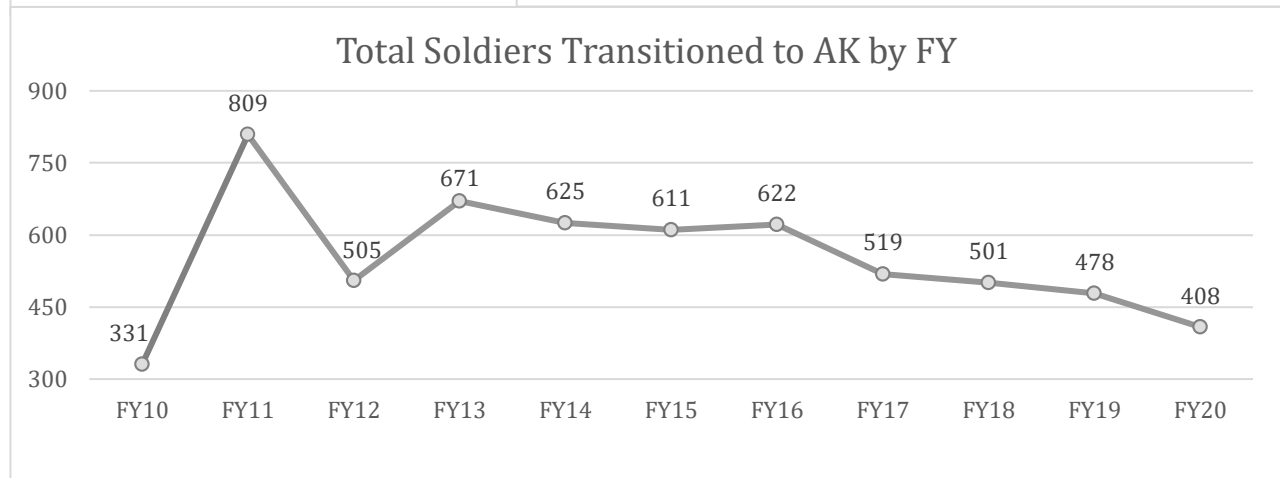
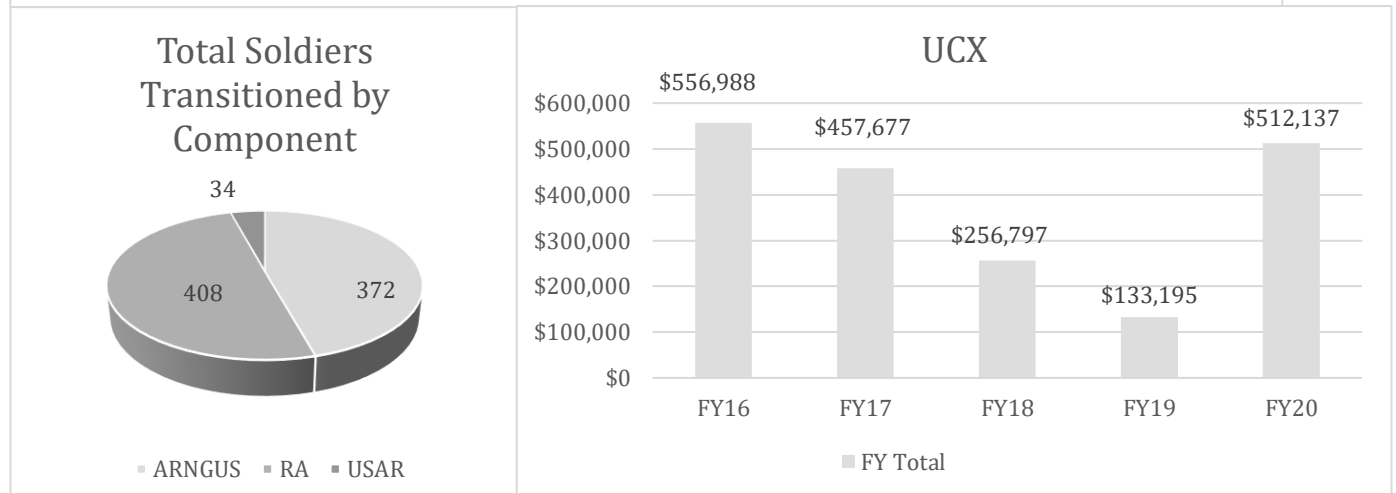
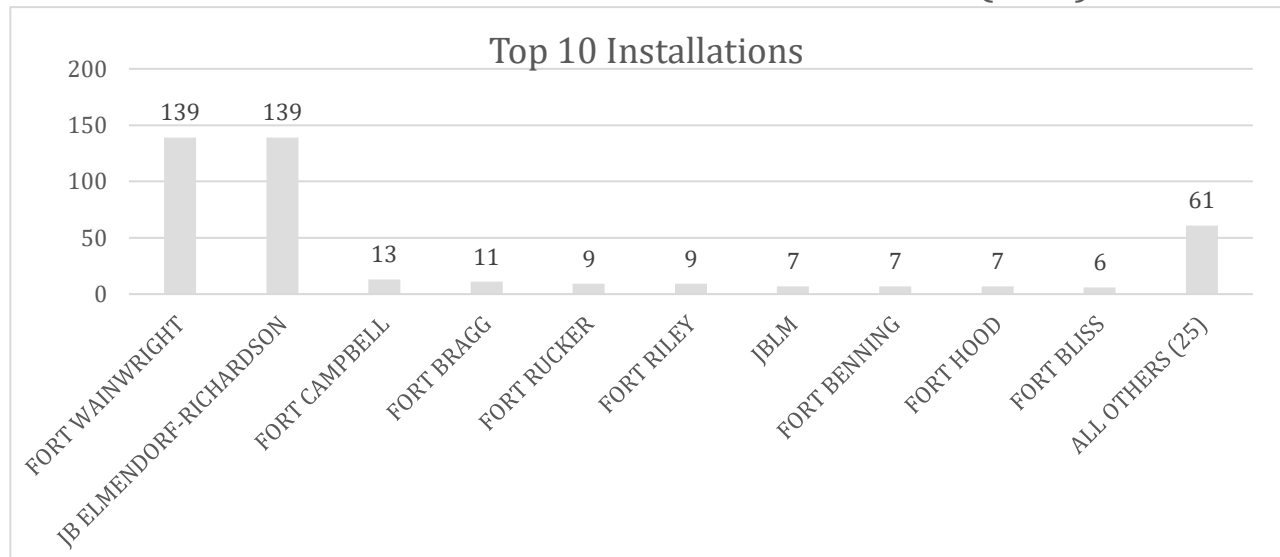
TOP 5 MOS SERIES



The above table and charts contain data extracted from the annual TRANSPROC report and is filtered to show Active Component Soldiers receiving either an Honorable or an Other than Honorable General Discharge. Some of the data in the above charts contain blank fields and may not reflect the Total number of Soldiers Transitioned to the state.

WEST

Information on Soldiers Transitioned to Alaska (408)



The above table and charts contain data extracted from the annual TRANSPROC report and is filtered to show Active Component Soldiers receiving either an Honorable or an Other than Honorable General Discharge. Some of the data in the above charts contain blank fields and may not reflect the Total number of Soldiers Transitioned to the state.

WEST

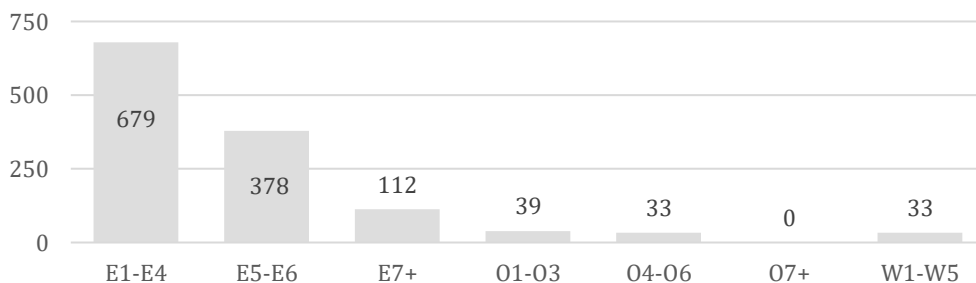
Arizona

Arizona

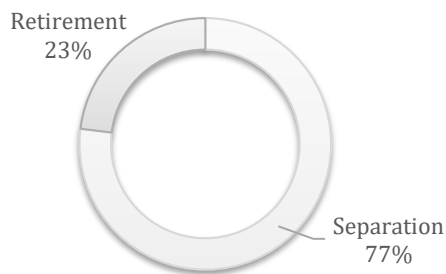
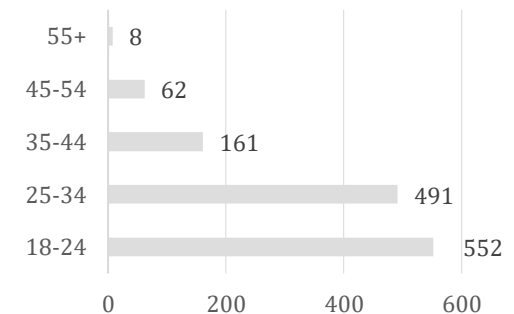
Total Army Records	56,395	
Total Soldiers Entered in AZ	1,291	
Total from AZ staying in AZ	798	Loss of 493 Arizonans
Total Soldiers Transitioned to AZ	1,274	Gain of 476 non-Arizonans

Entered in AZ (1,291)	Transitioned from a base in AZ	24	Staying in AZ	23	
	Fort Huachuca 24(23/1)		Going to another state		1
	Transitioned from a base NOT in AZ	1,267	Going to AZ	775	
			Going to another state		492
Did not enter in AZ (55,104)	Transitioned from a base in AZ	320	Staying in AZ	128	
			Going to another state		192
	Transitioned from a base NOT in AZ	54,784	Going to AZ	348	
			Going to another state		54,436
			Total to Arizona	1,274	
			Total to another state		55,121

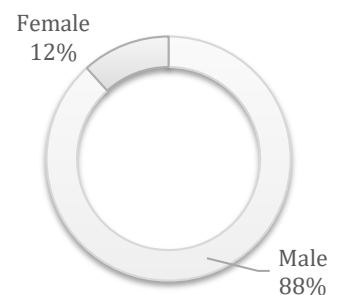
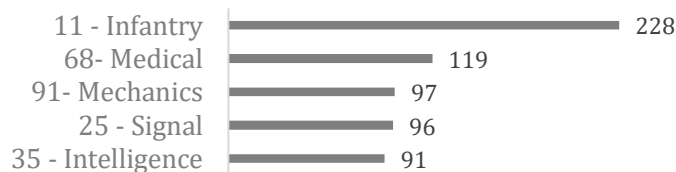
INFORMATION ON SOLDIERS TRANSITIONED TO ARIZONA (1,274)



AGE



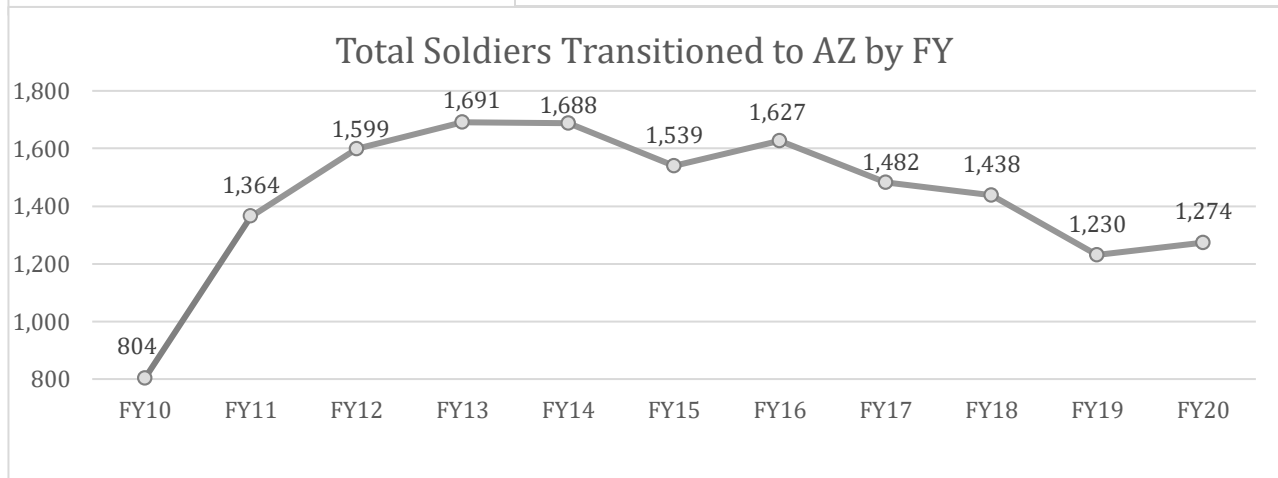
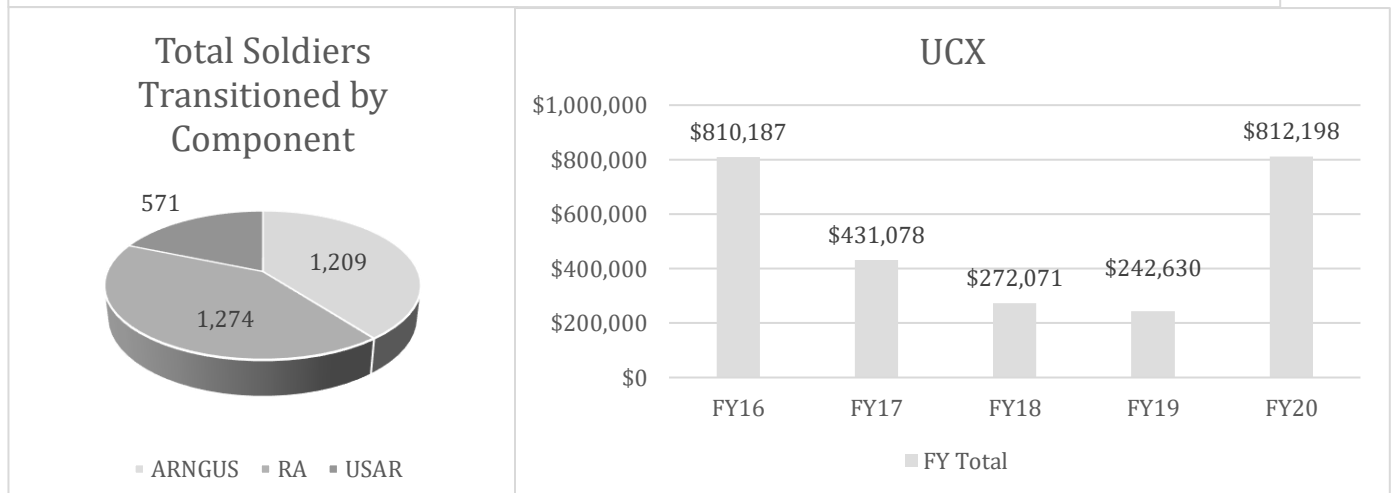
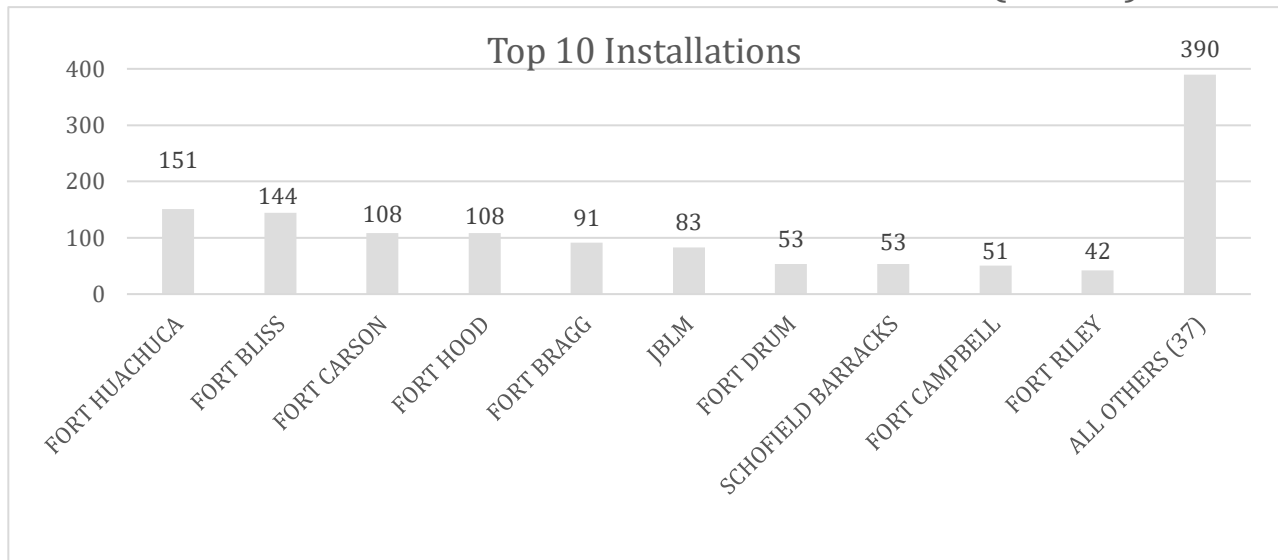
TOP 5 MOS SERIES



The above table and charts contain data extracted from the annual TRANSPROC report and is filtered to show Active Component Soldiers receiving either an Honorable or an Other than Honorable General Discharge. Some of the data in the above charts contain blank fields and may not reflect the Total number of Soldiers Transitioned to the state.

WEST

Information on Soldiers Transitioned to Arizona (1,274)



The above table and charts contain data extracted from the annual TRANSPROC report and is filtered to show Active Component Soldiers receiving either an Honorable or an Other than Honorable General Discharge. Some of the data in the above charts contain blank fields and may not reflect the Total number of Soldiers Transitioned to the state.

WEST

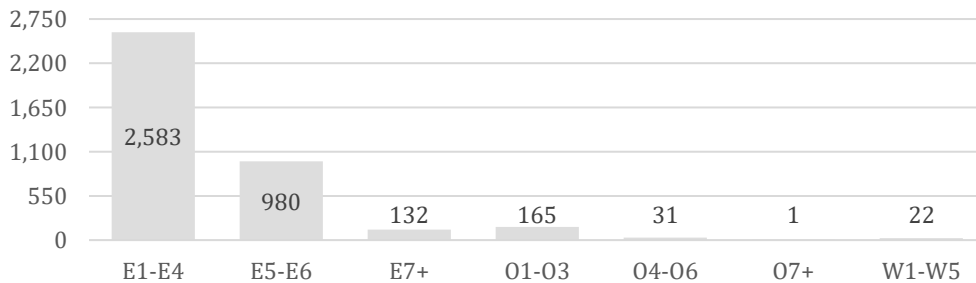
California

California

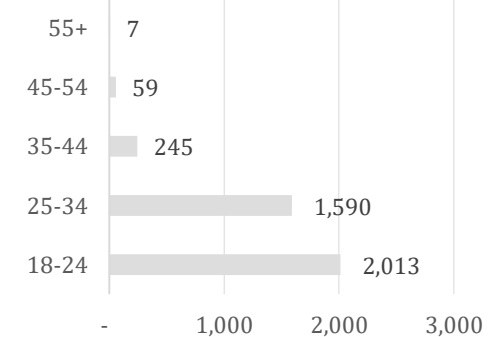
Total Army Records	56,395	
Total Soldiers Entered in CA	5,777	
Total from CA staying in CA	3,359	Loss of 2,418 Californians
Total Soldiers Transitioned to CA	3,914	Gain of 555 non-Californians

Entered in CA (5,777)	Transitioned from a base in CA	204	Staying in CA	176	
	Fort Irwin 188(164/24)		Going to another state		28
	Presidio of Monterey 16(12/4)				
	Transitioned from a base NOT in CA	5,573	Going to CA	3,183	
			Going to another state		2,390
Did not enter in CA (50,618)	Transitioned from a base in CA	594	Staying in CA	111	
			Going to another state		483
	Transitioned from a base NOT in CA	50,024	Going to CA	444	
			Going to another state		49,580
			Total to California	3,914	
			Total to another state		52,481

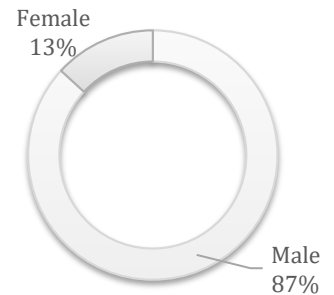
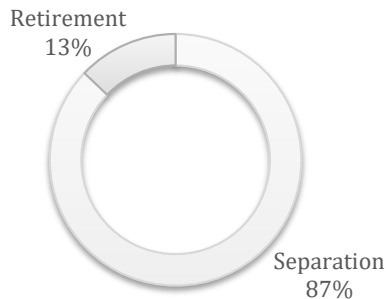
INFORMATION ON SOLDIERS TRANSITIONED TO CALIFORNIA (3,914)



AGE



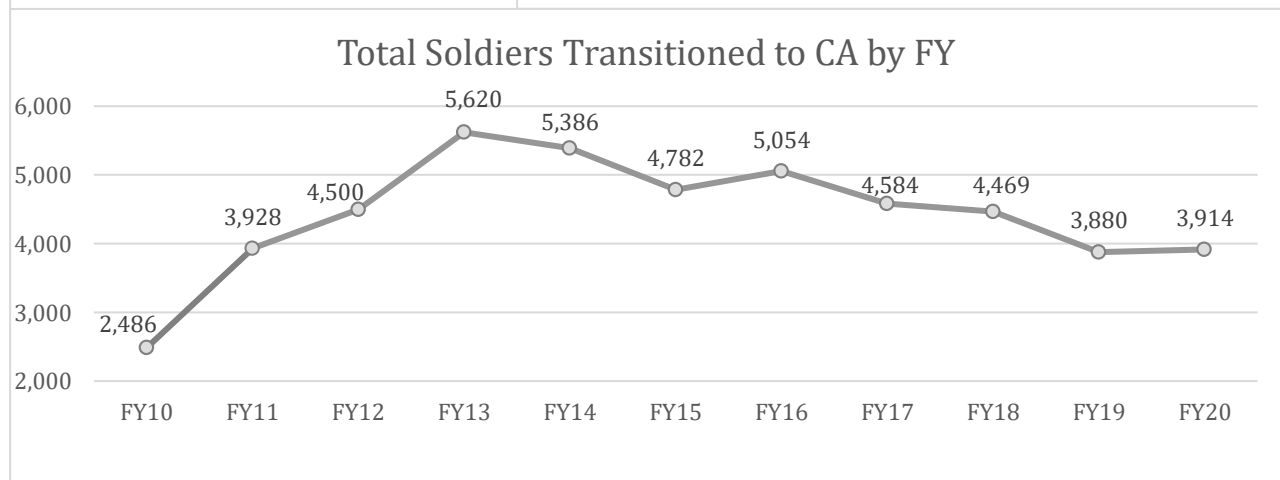
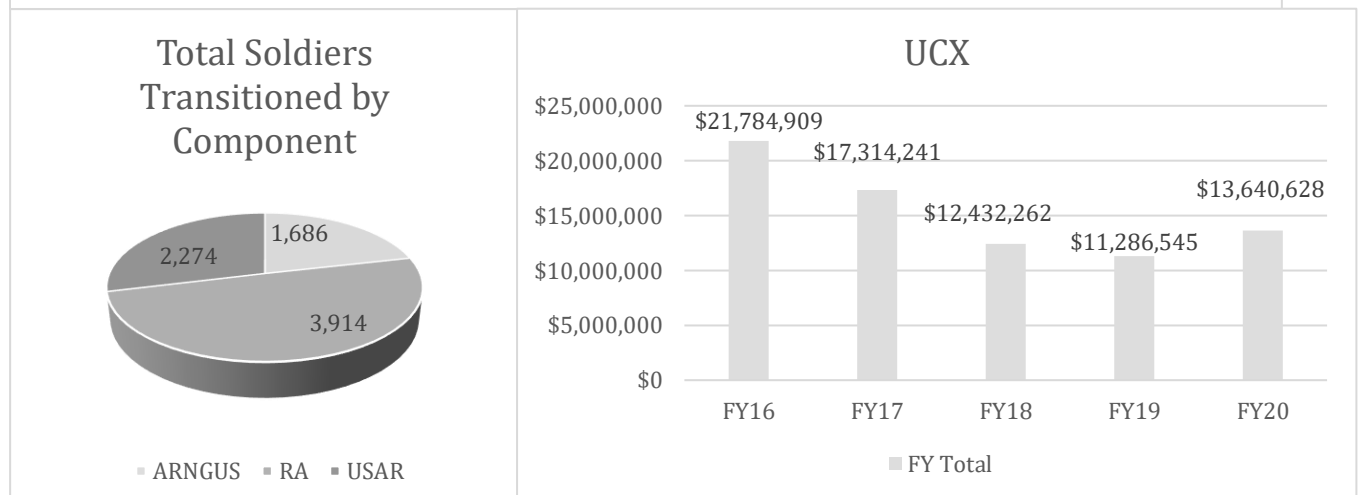
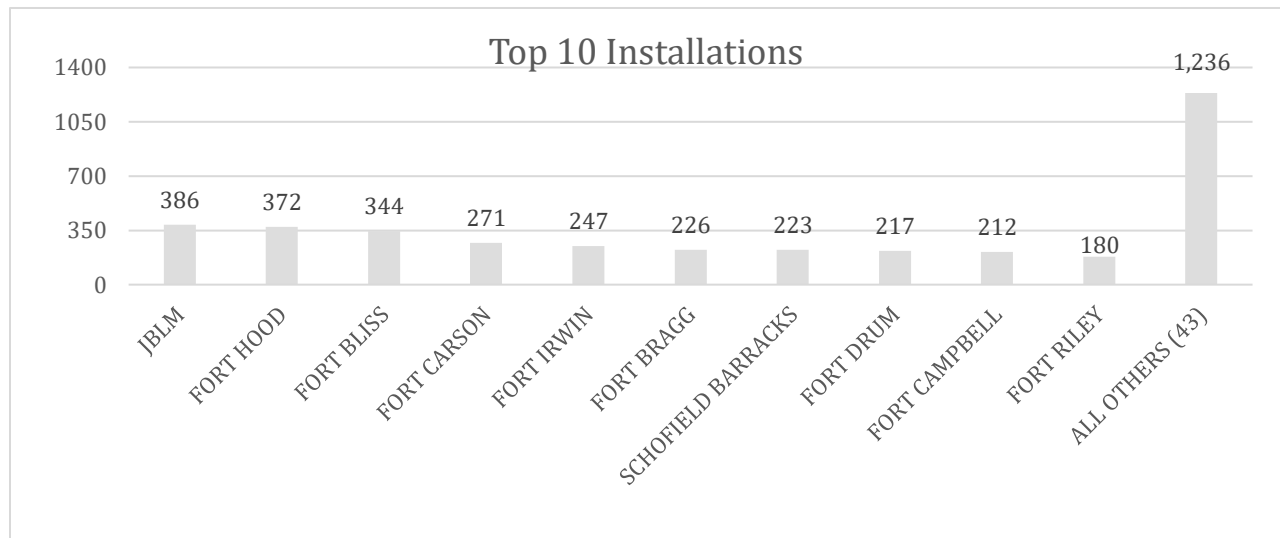
TOP 5 MOS SERIES



The above table and charts contain data extracted from the annual TRANSPROC report and is filtered to show Active Component Soldiers receiving either an Honorable or an Other than Honorable General Discharge. Some of the data in the above charts contain blank fields and may not reflect the Total number of Soldiers Transitioned to the state.

WEST

Information on Soldiers Transitioned to California (3,914)



The above table and charts contain data extracted from the annual TRANSPROC report and is filtered to show Active Component Soldiers receiving either an Honorable or an Other than Honorable General Discharge. Some of the data in the above charts contain blank fields and may not reflect the Total number of Soldiers Transitioned to the state.

WEST

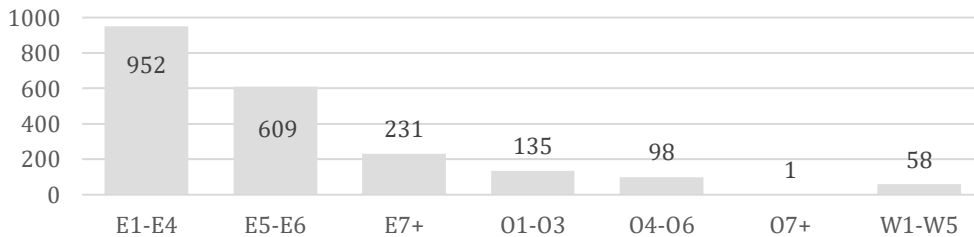
Colorado

Colorado

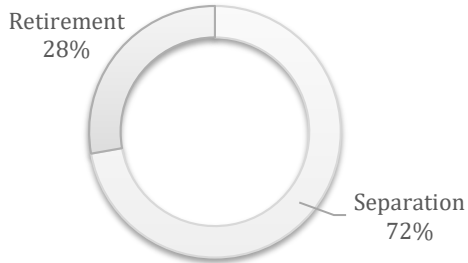
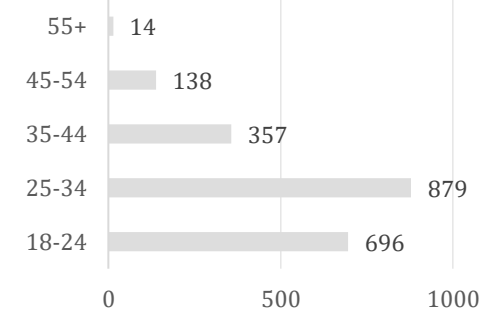
Total Army Records	56,395	
Total Soldiers Entered in CO	957	
Total from CO staying in CO	517	Loss of 440 Coloradans
Total Soldiers Transitioned to CO	2,084	Gain of 1,567 non-Coloradans

Entered in CO (957)	Transitioned from a base in CO	168	Staying in CO	138	
	Fort Carson 168(138/30)		Going to another state		30
	Transitioned from a base NOT in CO	789	Going to CO	379	
			Going to another state		410
Did not enter in CO (55,438)	Transitioned from a base in CO	3,478	Staying in CO	1,133	
			Going to another state		2,345
	Transitioned from a base NOT in CO	51,960	Going to CO	434	
			Going to another state		51,526
			Total to Colorado	2,084	
			Total to another state		54,311

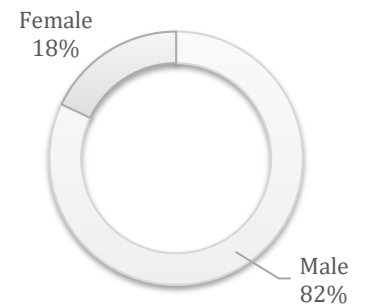
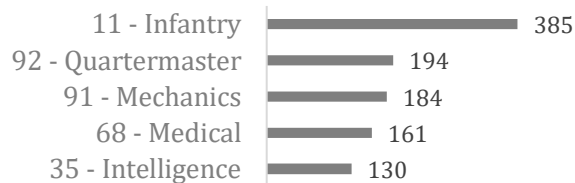
INFORMATION ON SOLDIERS TRANSITIONED TO COLORADO (2,084)



AGE



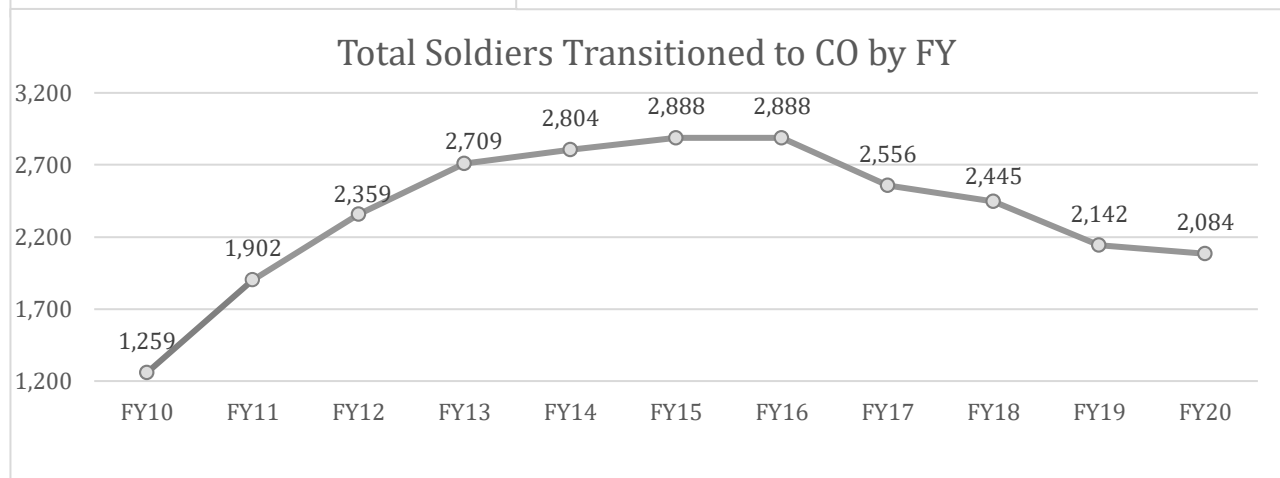
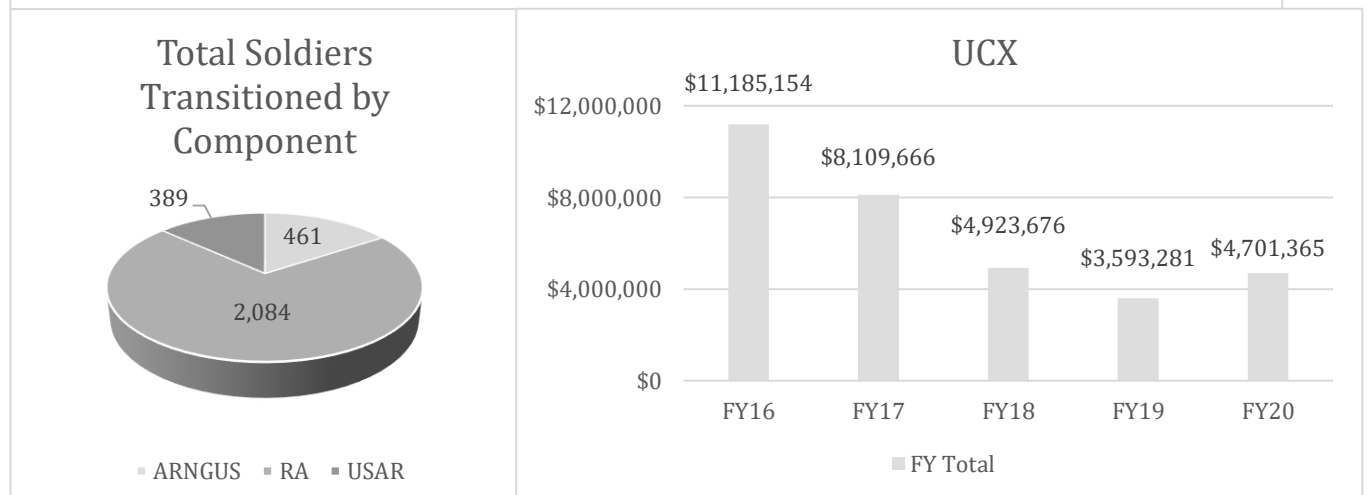
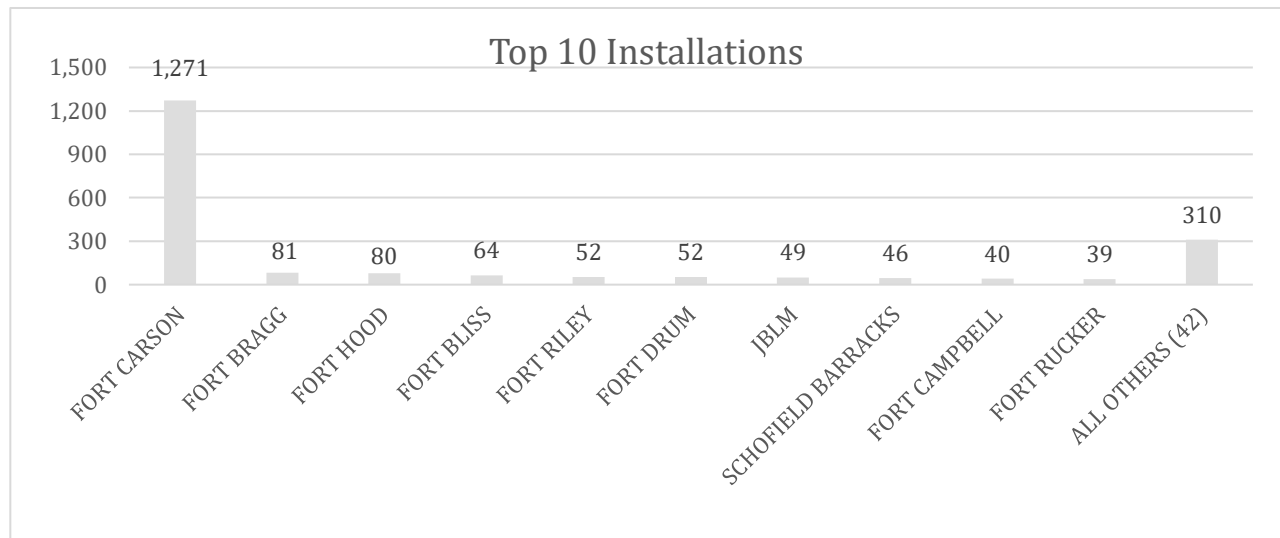
TOP 5 MOS SERIES



The above table and charts contain data extracted from the annual TRANSPROC report and is filtered to show Active Component Soldiers receiving either an Honorable or an Other than Honorable General Discharge. Some of the data in the above charts contain blank fields and may not reflect the Total number of Soldiers Transitioned to the state.

WEST

Information on Soldiers Transitioned to Colorado (2,084)



The above table and charts contain data extracted from the annual TRANSPROC report and is filtered to show Active Component Soldiers receiving either an Honorable or an Other than Honorable General Discharge. Some of the data in the above charts contain blank fields and may not reflect the Total number of Soldiers Transitioned to the state.

WEST

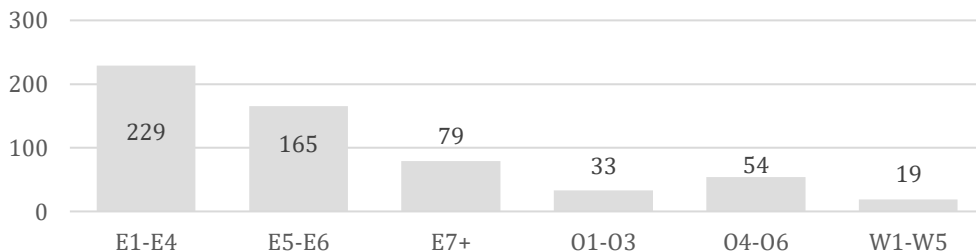
Hawaii

Hawaii

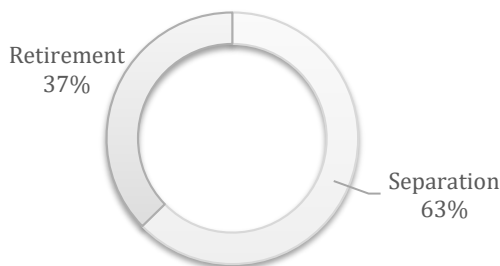
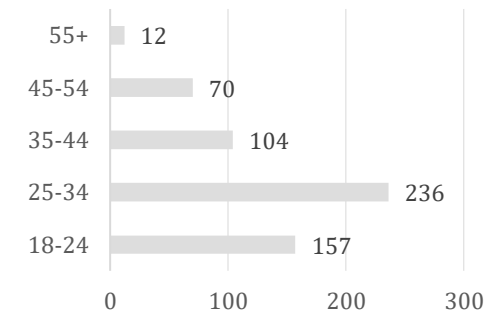
Total Army Records	56,395	
Total Soldiers Entered in HI	428	
Total from HI staying in HI	126	Loss of 302 Hawaiians
Total Soldiers Transitioned to HI	579	Gain of 453 non-Hawaiians

Entered in HI (428)	Transitioned from a base in HI Schofield Barracks 44(33/11)	44	Staying in HI	33	
			Going to another state		11
	Transitioned from a base NOT in HI	384	Going to HI	93	
			Going to another state		291
Did not enter in HI (55,967)	Transitioned from a base in HI	2,177	Staying in HI	353	
			Going to another state		1,824
	Transitioned from a base NOT in HI	53,790	Going to HI	100	
			Going to another state		53,690
			Total to Hawaii	579	
			Total to another state		55,816

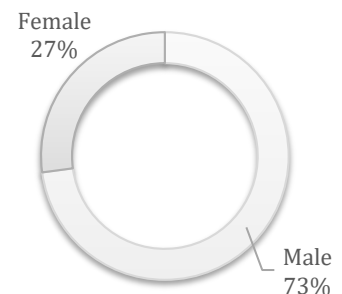
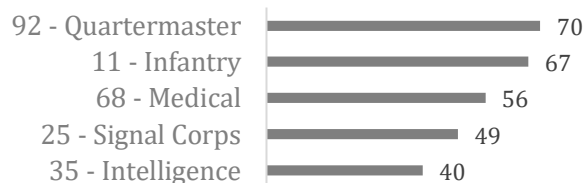
INFORMATION ON SOLDIERS TRANSITIONED TO HAWAII (579)



AGE



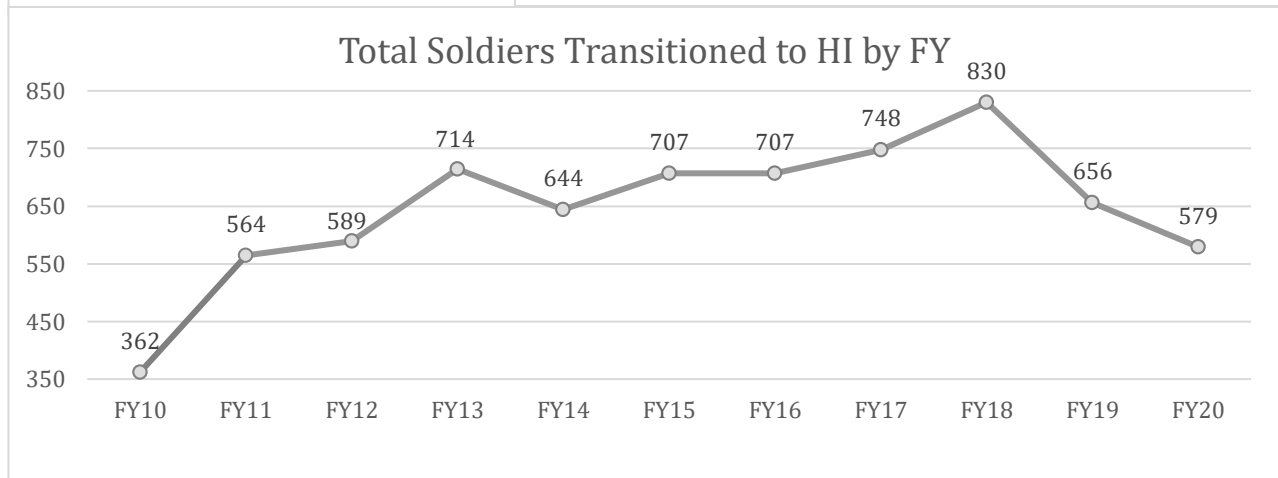
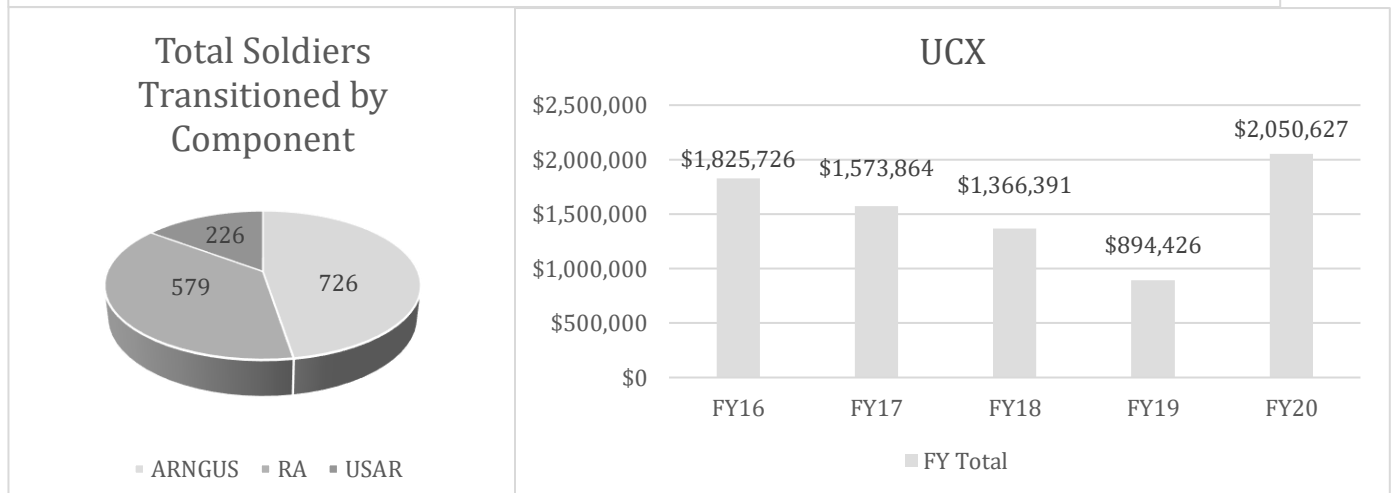
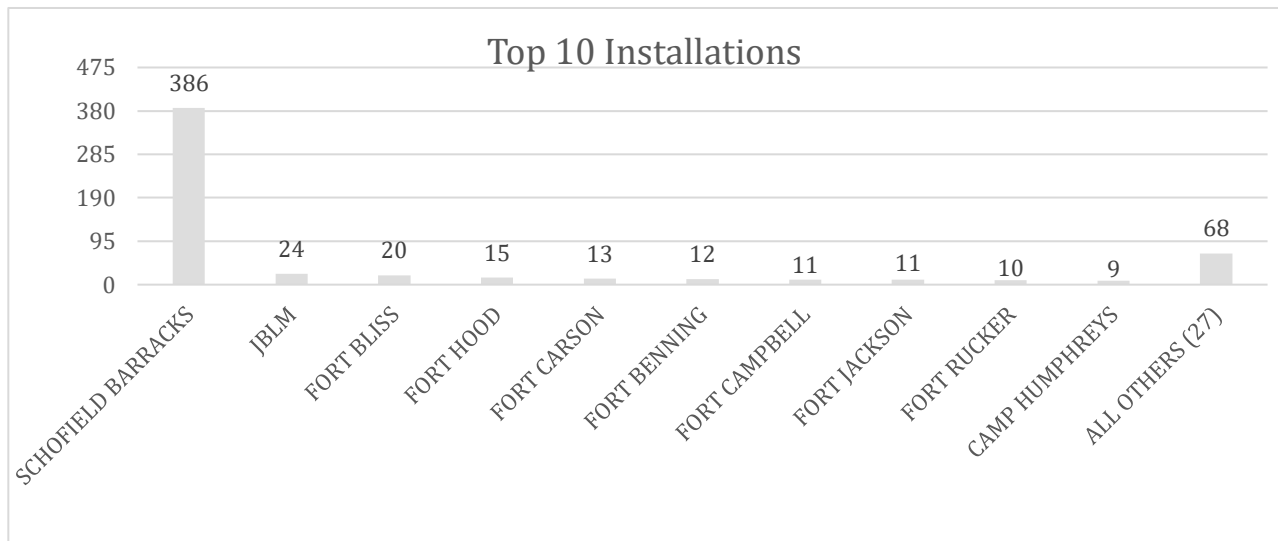
TOP 5 MOS SERIES



The above table and charts contain data extracted from the annual TRANSPROC report and is filtered to show Active Component Soldiers receiving either an Honorable or an Other than Honorable General Discharge. Some of the data in the above charts contain blank fields and may not reflect the Total number of Soldiers Transitioned to the state.

WEST

Information on Soldiers Transitioned to Hawaii (579)



The above table and charts contain data extracted from the annual TRANSPROC report and is filtered to show Active Component Soldiers receiving either an Honorable or an Other than Honorable General Discharge. Some of the data in the above charts contain blank fields and may not reflect the Total number of Soldiers Transitioned to the state.

WEST

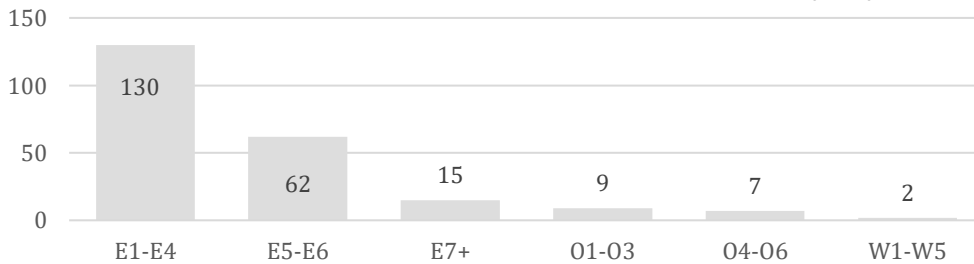
Idaho

Idaho

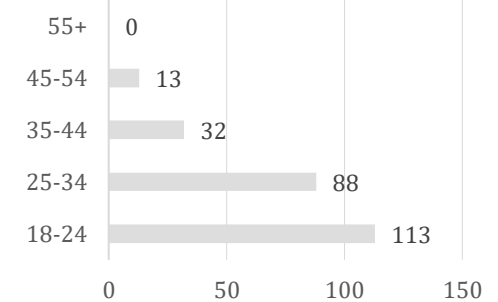
Total Army Records	56,395	
Total Soldiers Entered in ID	230	
Total from ID staying in ID	115	Loss of 115 Idahoans
Total Soldiers Transitioned to ID	225	Gain of 110 non-Idahoans

Entered in ID (230)	Transitioned from a base in ID	0	Staying in ID	0	
	N/A		Going to another state		0
	Transitioned from a base NOT in ID	230	Going to ID	115	
			Going to another state		115
Did not enter in ID (56,165)	Transitioned from a base in ID	0	Staying in ID	0	
			Going to another state		0
	Transitioned from a base NOT in ID	56,165	Going to ID	110	
			Going to another state		56,055
			Total to Idaho	225	
			Total to another state		56,170

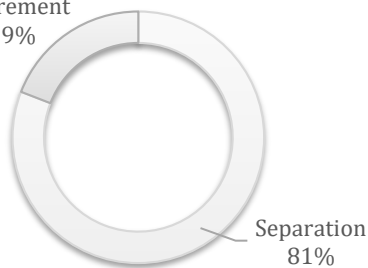
INFORMATION ON SOLDIERS TRANSITIONED TO IDAHO (225)



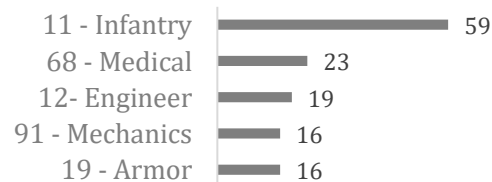
AGE



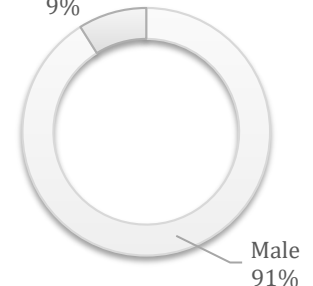
Retirement
19%



TOP 5 MOS SERIES



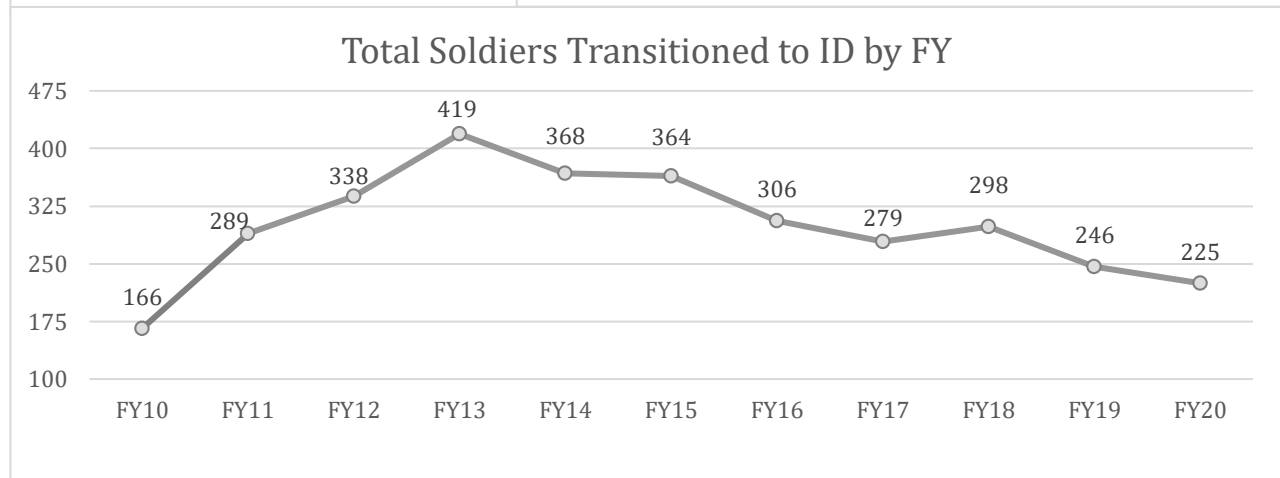
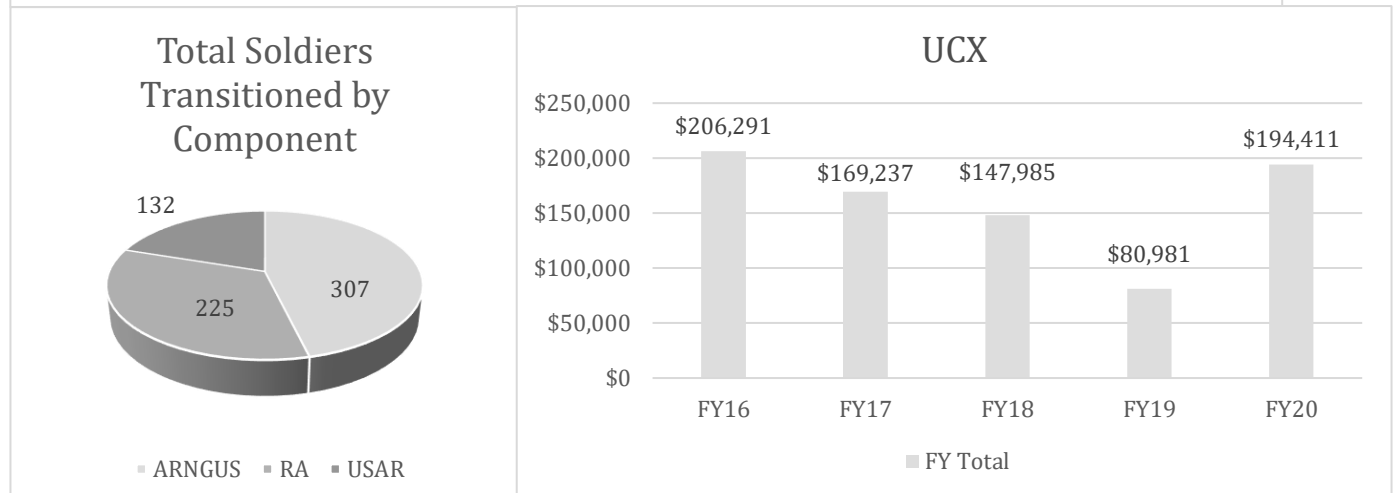
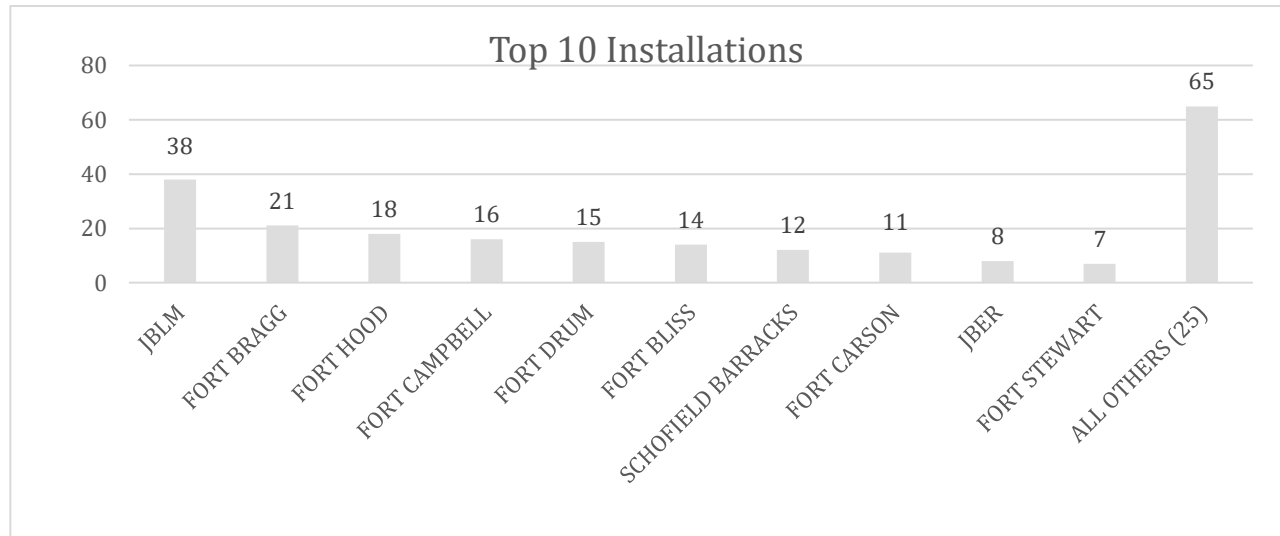
Female
9%



The above table and charts contain data extracted from the annual TRANSPROC report and is filtered to show Active Component Soldiers receiving either an Honorable or an Other than Honorable General Discharge. Some of the data in the above charts contain blank fields and may not reflect the Total number of Soldiers Transitioned to the state.

WEST

Information on Soldiers Transitioned to Idaho (225)



The above table and charts contain data extracted from the annual TRANSPROC report and is filtered to show Active Component Soldiers receiving either an Honorable or an Other than Honorable General Discharge. Some of the data in the above charts contain blank fields and may not reflect the Total number of Soldiers Transitioned to the state.

WEST

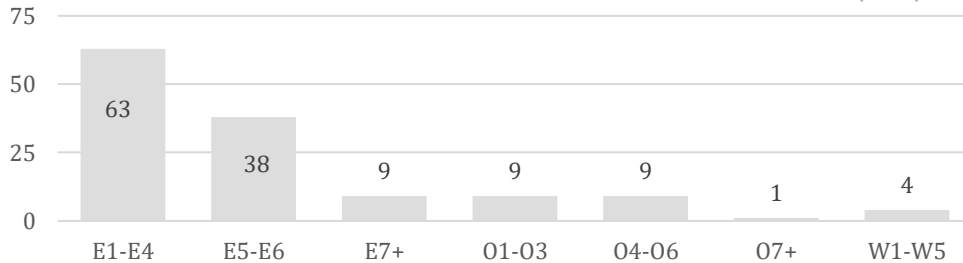
Montana

Montana

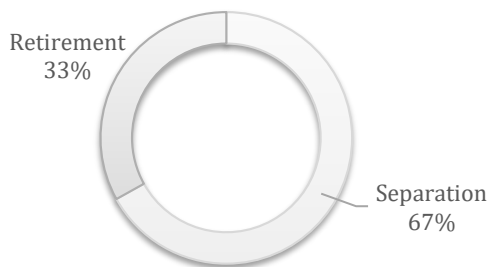
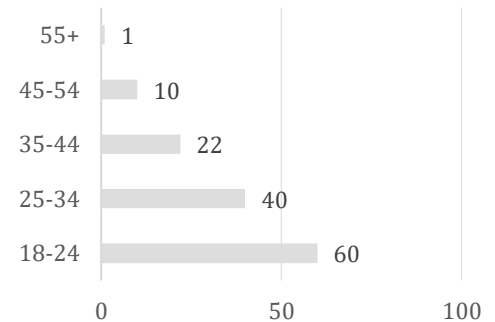
Total Army Records	56,395	
Total Soldiers Entered in MT	217	
Total from MT staying in MT	78	Loss of 139 Montanans
Total Soldiers Transitioned to MT	133	Gain of 55 non-Montanans

Entered in MT (217)	Transitioned from a base in MT	0	Staying in MT	0	
	N/A		Going to another state		0
	Transitioned from a base NOT in MT	217	Going to MT	78	
			Going to another state		139
Did not enter in MT (56,178)	Transitioned from a base in MT	0	Staying in MT	0	
			Going to another state		0
	Transitioned from a base NOT in MT	56,178	Going to MT	55	
			Going to another state		56,123
			Total to Montana	133	
			Total to another state		56,262

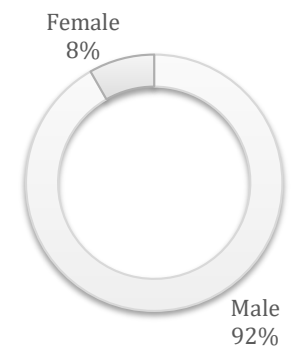
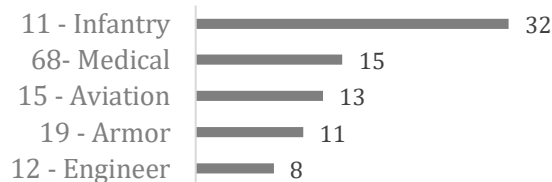
INFORMATION ON SOLDIERS TRANSITIONED TO MONTANA (133)



AGE



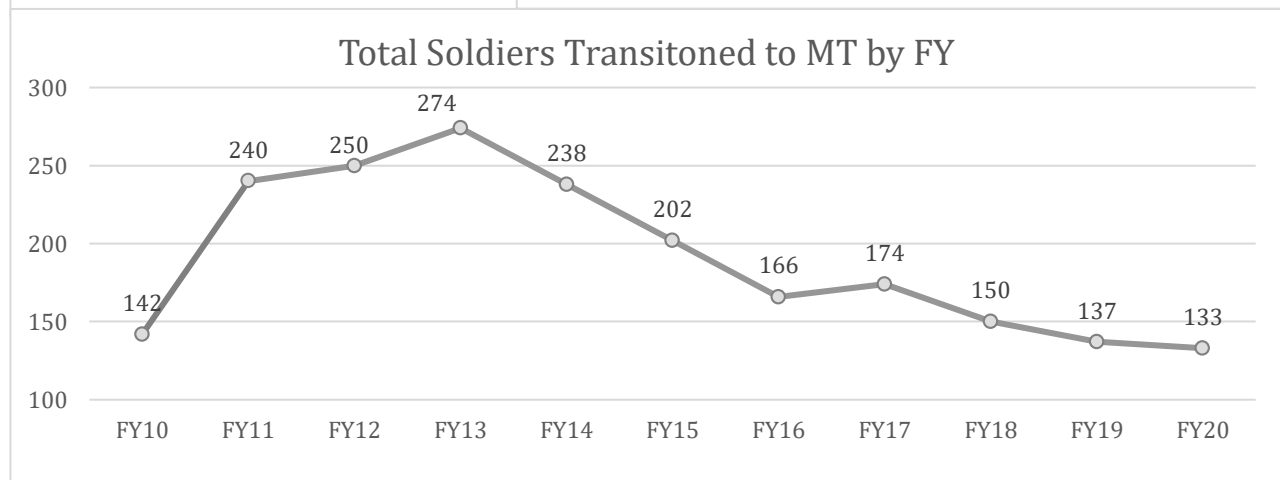
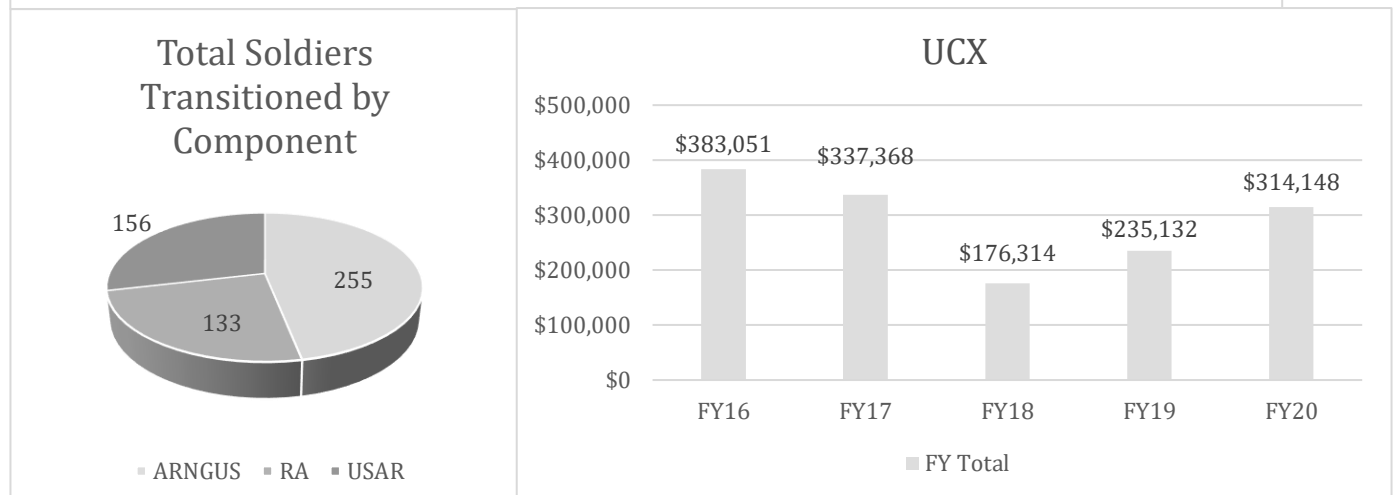
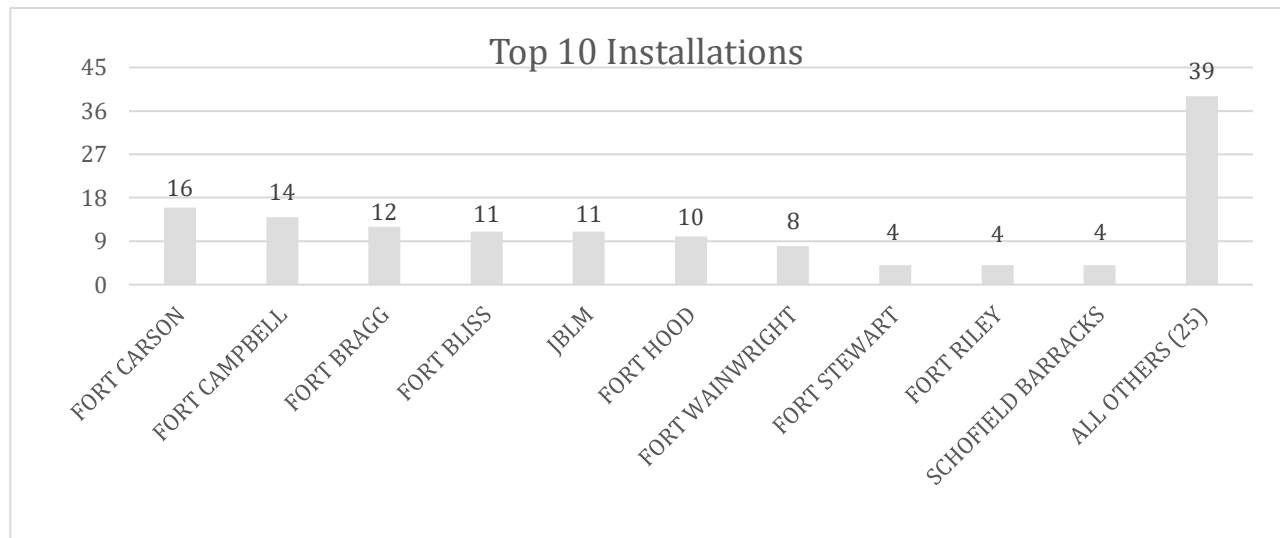
TOP 5 MOS SERIES



The above table and charts contain data extracted from the annual TRANSPROC report and is filtered to show Active Component Soldiers receiving either an Honorable or an Other than Honorable General Discharge. Some of the data in the above charts contain blank fields and may not reflect the Total number of Soldiers Transitioned to the state.

WEST

Information on Soldiers Transitioned to Montana (133)



The above table and charts contain data extracted from the annual TRANSPROC report and is filtered to show Active Component Soldiers receiving either an Honorable or an Other than Honorable General Discharge. Some of the data in the above charts contain blank fields and may not reflect the Total number of Soldiers Transitioned to the state.

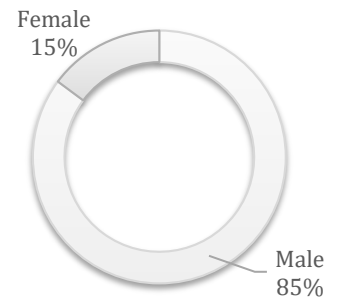
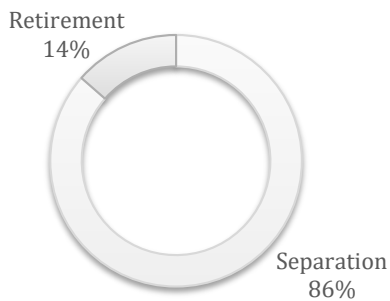
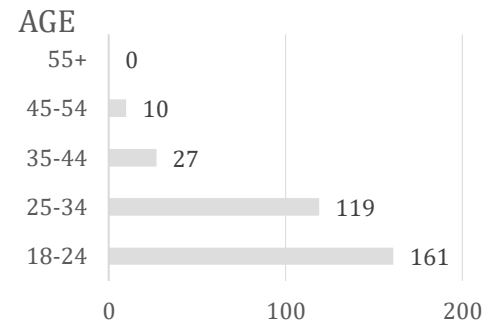
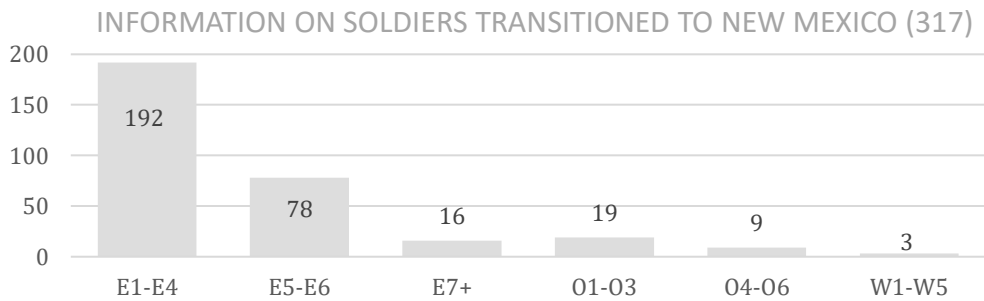
WEST

New Mexico

New Mexico

Total Army Records	56,395	
Total Soldiers Entered in NM	324	
Total from NM staying in NM	164	Loss of 160 New Mexicans
Total Soldiers Transitioned to NM	317	Gain of 153 non-New Mexicans

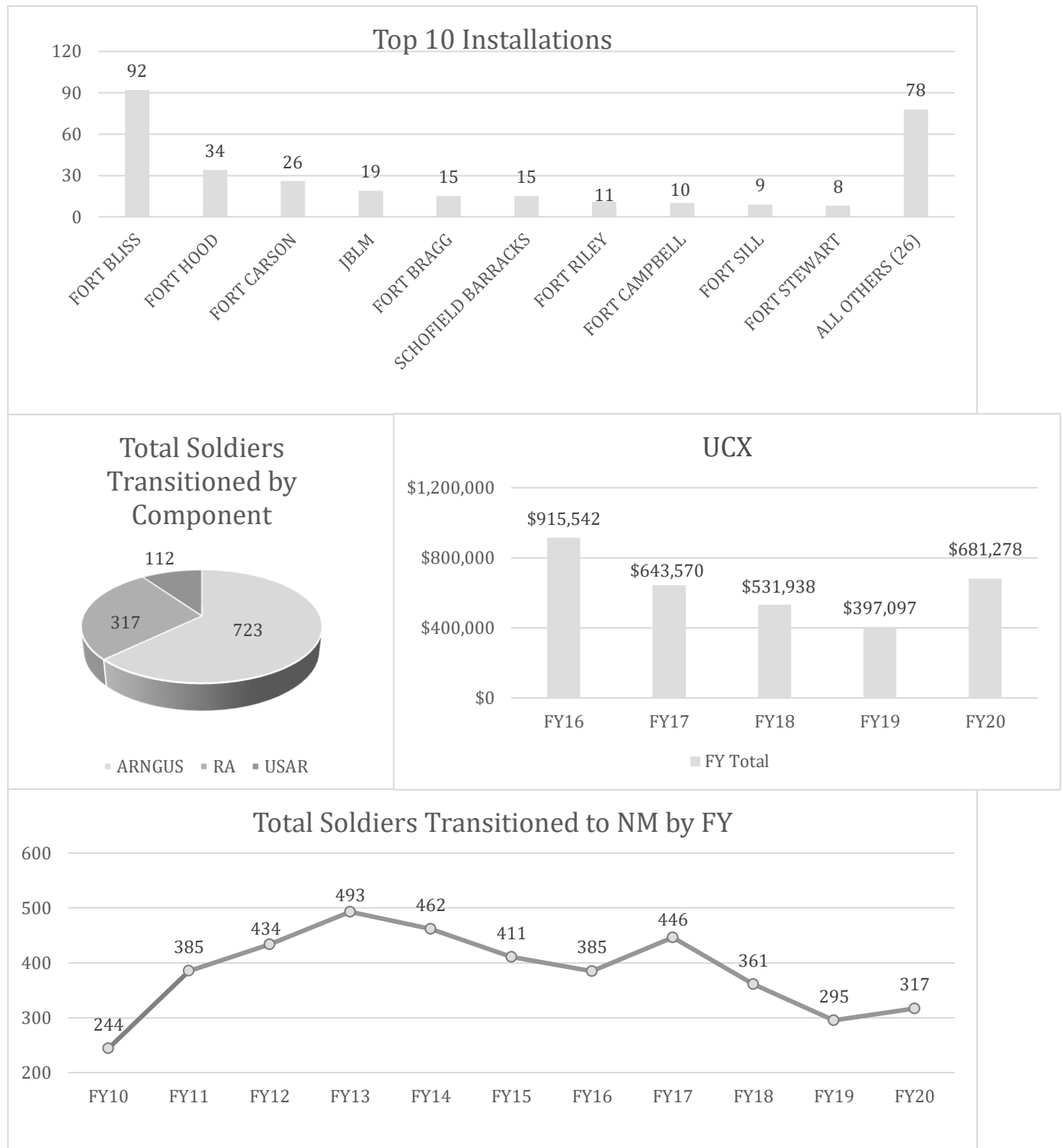
Entered in NM (324)	Transitioned from a base in NM	0	Staying in NM	0
	N/A		Going to another state	0
	Transitioned from a base NOT in NM	324	Going to NM	164
			Going to another state	160
Did not enter in NM (56,071)	Transitioned from a base in NM	0	Staying in NM	0
			Going to another state	0
	Transitioned from a base NOT in NM	56,071	Going to NM	153
			Going to another state	55,918
			Total to New Mexico	317
			Total to another state	56,078



The above table and charts contain data extracted from the annual TRANSPROC report and is filtered to show Active Component Soldiers receiving either an Honorable or an Other than Honorable General Discharge. Some of the data in the above charts contain blank fields and may not reflect the Total number of Soldiers Transitioned to the state.

WEST

Information on Soldiers Transitioned to New Mexico (317)



The above table and charts contain data extracted from the annual TRANSPROC report and is filtered to show Active Component Soldiers receiving either an Honorable or an Other than Honorable General Discharge. Some of the data in the above charts contain blank fields and may not reflect the Total number of Soldiers Transitioned to the state.

WEST

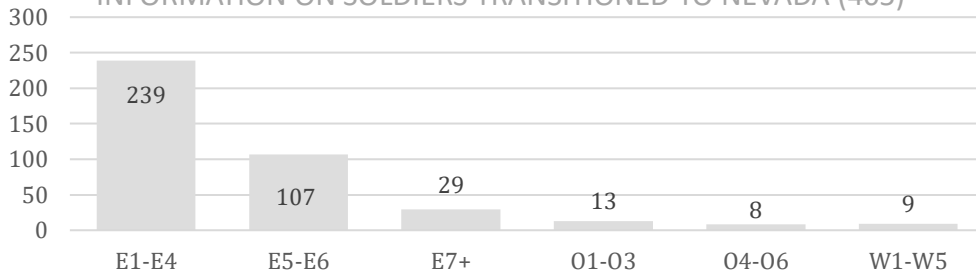
Nevada

Nevada

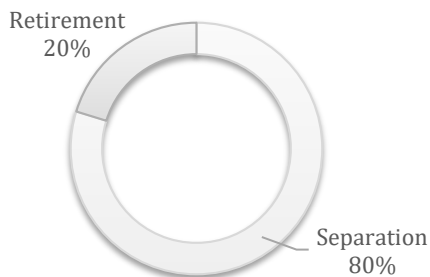
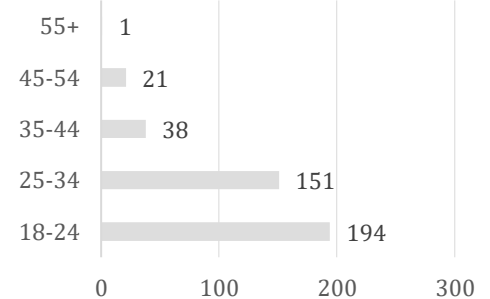
Total Army Records	56,395	
Total Soldiers Entered in NV	186	
Total from NV staying in NV	114	Loss of 72 Nevadans
Total Soldiers Transitioned to NV	405	Gain of 291 non-Nevadans

Entered in NV (186)	Transitioned from a base in NV	0	Staying in NV	0	
	N/A		Going to another state		0
	Transitioned from a base NOT in NV	186	Going to NV	114	
			Going to another state		72
Did not enter in NV (56,209)	Transitioned from a base in NV	0	Staying in NV	0	
			Going to another state		0
	Transitioned from a base NOT in NV	56,209	Going to NV	291	
			Going to another state		55,918
			Total to Nevada	405	
			Total to another state		55,990

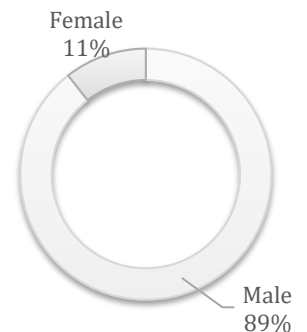
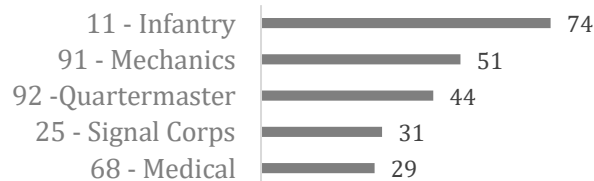
INFORMATION ON SOLDIERS TRANSITIONED TO NEVADA (405)



AGE



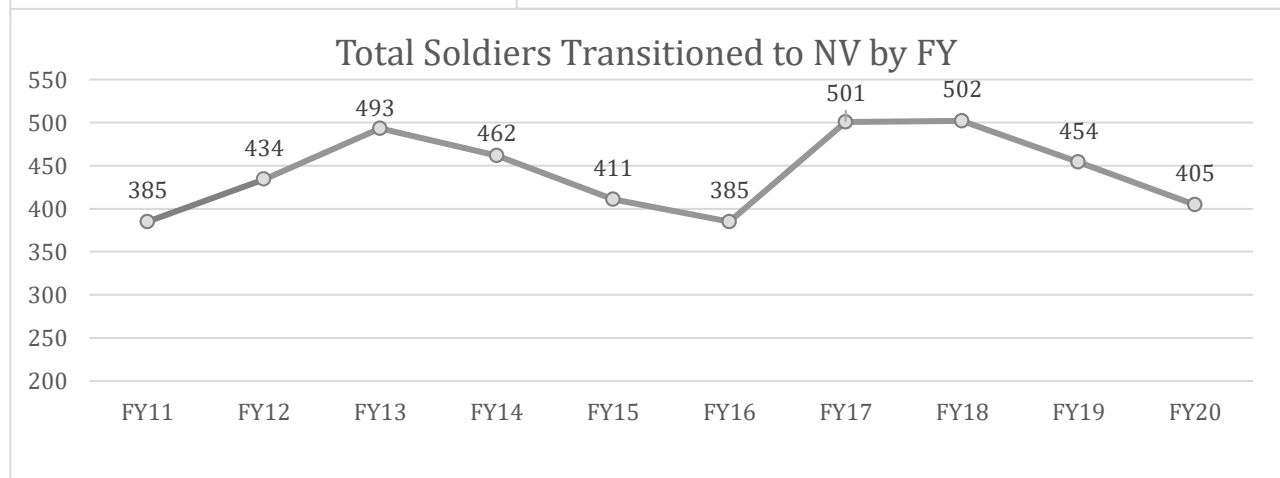
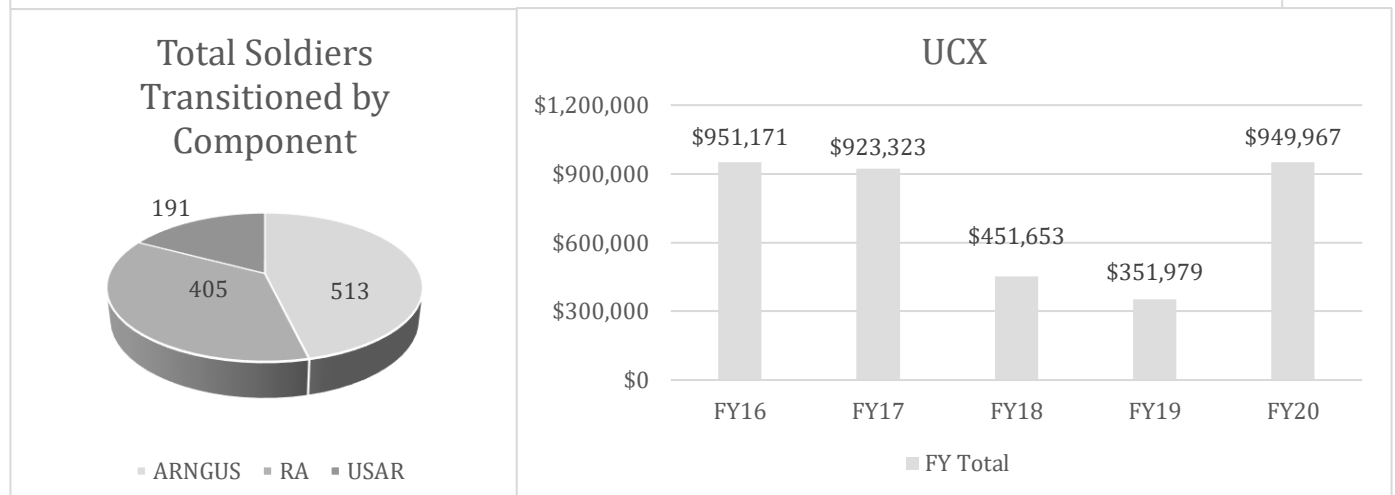
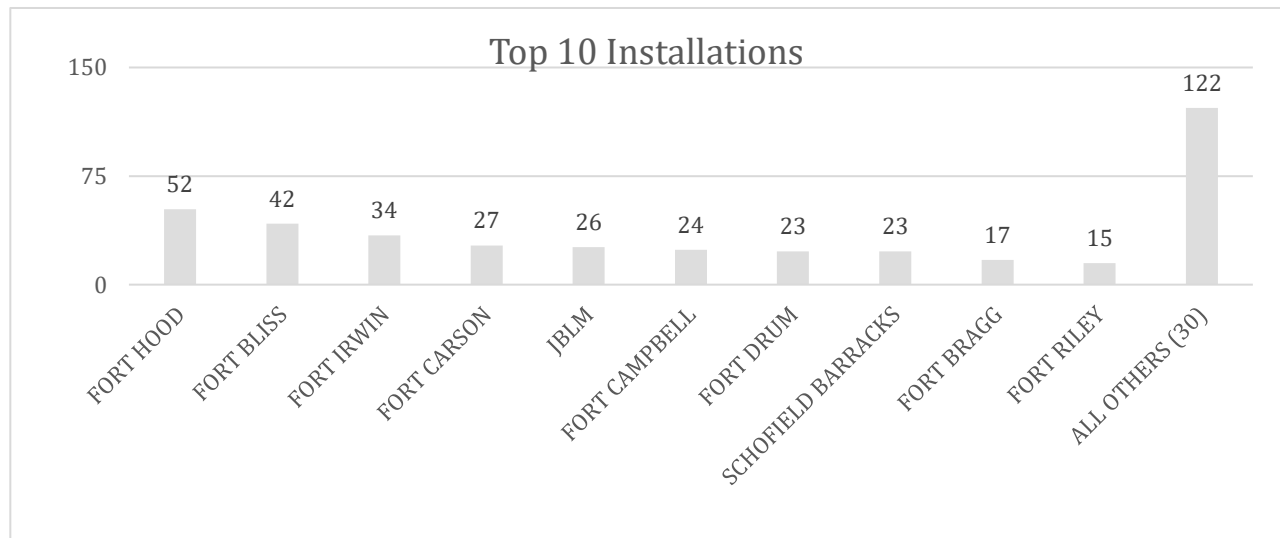
TOP 5 MOS SERIES



The above table and charts contain data extracted from the annual TRANSPROC report and is filtered to show Active Component Soldiers receiving either an Honorable or an Other than Honorable General Discharge. Some of the data in the above charts contain blank fields and may not reflect the Total number of Soldiers Transitioned to the state.

WEST

Information on Soldiers Transitioned to Nevada (405)



The above table and charts contain data extracted from the annual TRANSPROC report and is filtered to show Active Component Soldiers receiving either an Honorable or an Other than Honorable General Discharge. Some of the data in the above charts contain blank fields and may not reflect the Total number of Soldiers Transitioned to the state.

WEST

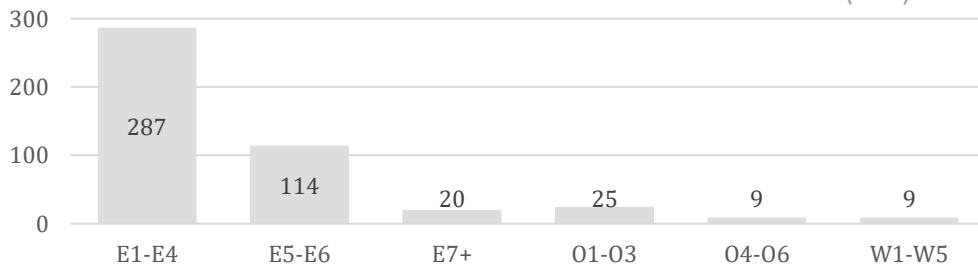
Oregon

Oregon

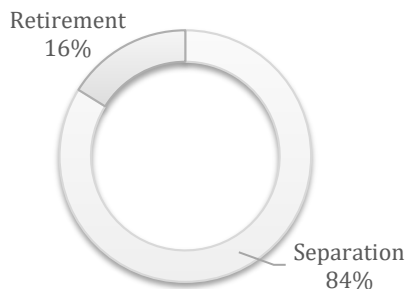
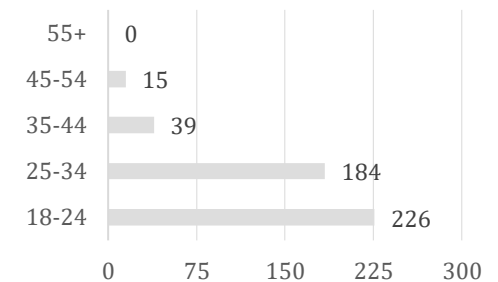
Total Army Records	56,395	
Total Soldiers Entered in OR	701	
Total from OR staying in OR	300	Loss of 401 Oregonians
Total Soldiers Transitioned to OR	464	Gain of 164 non-Oregonians

Entered in OR (701)	Transitioned from a base in OR N/A	0	Staying in OR	0	
			Going to another state		0
	Transitioned from a base NOT in OR	701	Going to OR	300	
			Going to another state		401
Did not enter in OR (55,694)	Transitioned from a base in OR	0	Staying in OR	0	
			Going to another state		0
	Transitioned from a base NOT in OR	55,694	Going to OR	164	
			Going to another state		55,530
			Total to Oregon	464	
			Total to another state		55,931

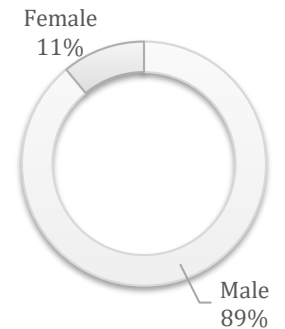
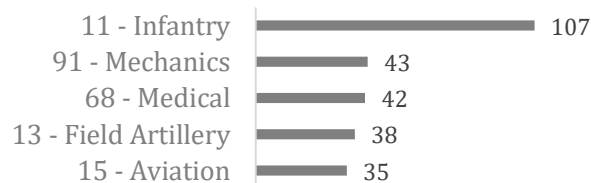
INFORMATION ON SOLDIERS TRANSITIONED TO OREGON (464)



AGE



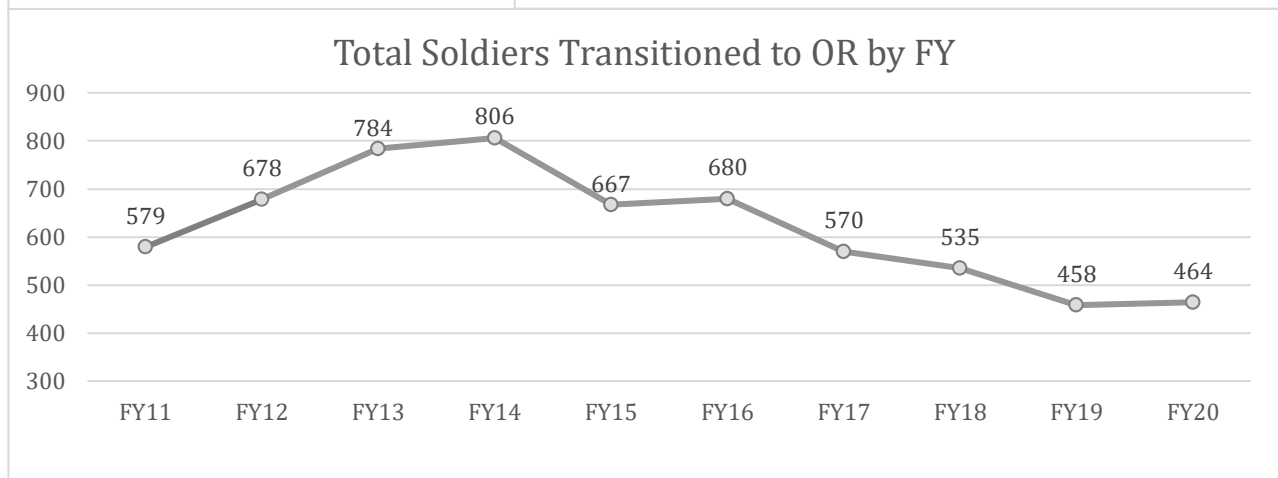
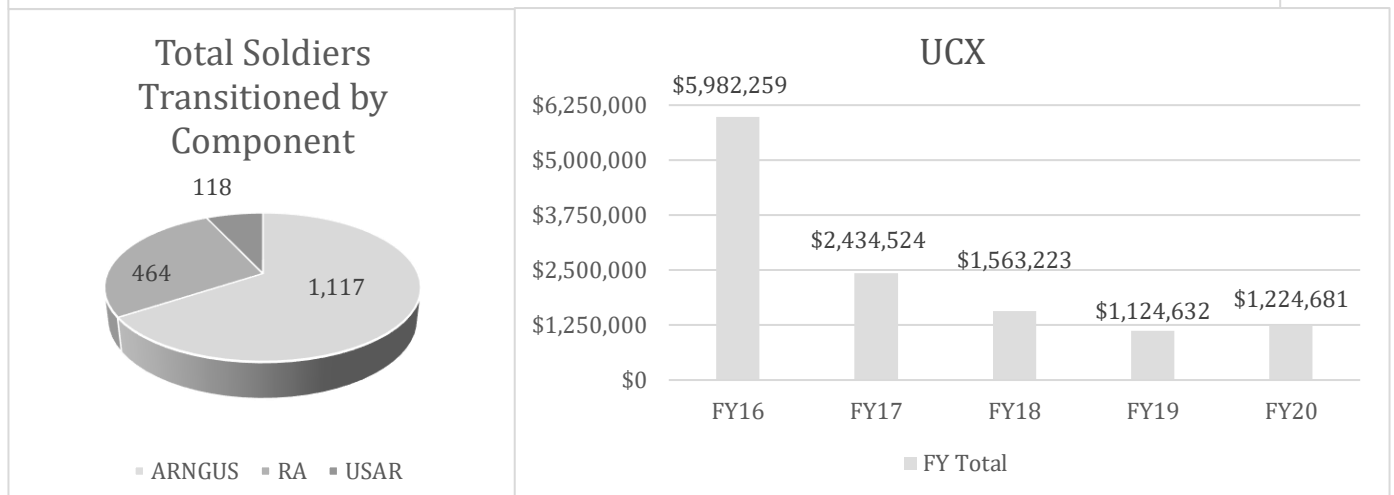
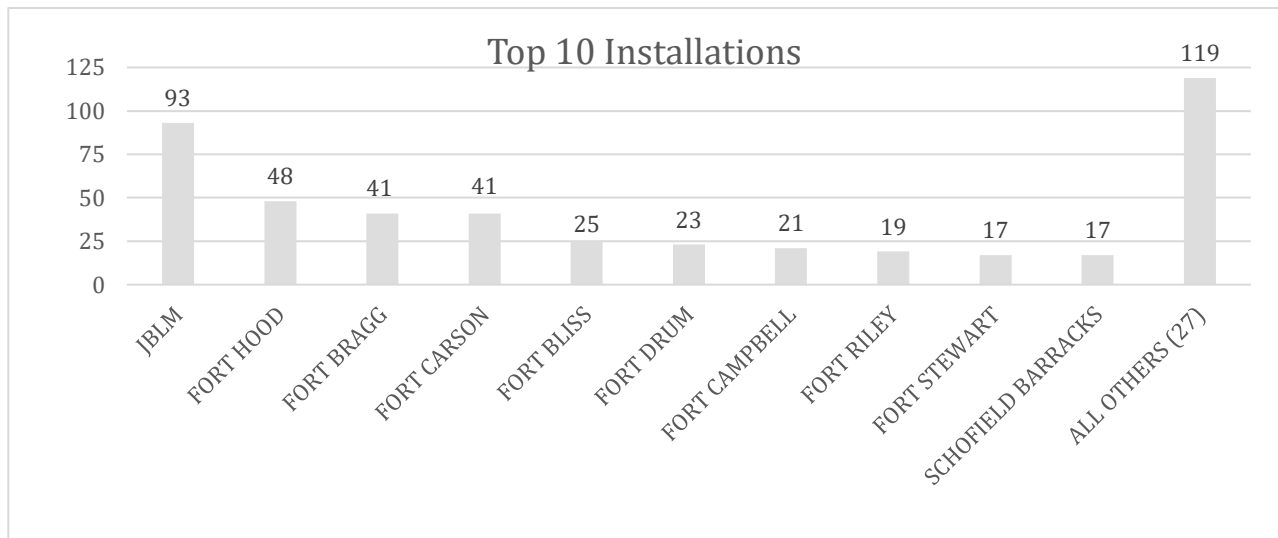
TOP 5 MOS SERIES



The above table and charts contain data extracted from the annual TRANSPROC report and is filtered to show Active Component Soldiers receiving either an Honorable or an Other than Honorable General Discharge. Some of the data in the above charts contain blank fields and may not reflect the Total number of Soldiers Transitioned to the state.

WEST

Information on Soldiers Transitioned to Oregon (464)



The above table and charts contain data extracted from the annual TRANSPROC report and is filtered to show Active Component Soldiers receiving either an Honorable or an Other than Honorable General Discharge. Some of the data in the above charts contain blank fields and may not reflect the Total number of Soldiers Transitioned to the state.

WEST

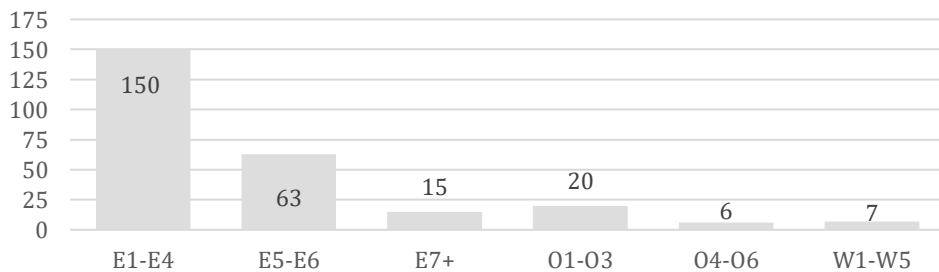
Utah

Utah

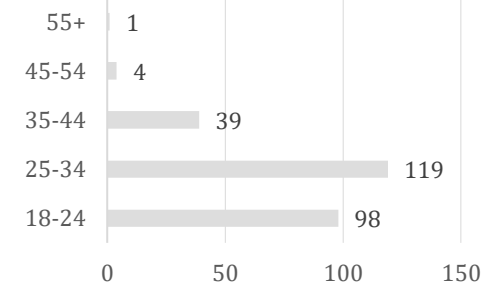
Total Army Records	56,395	
Total Soldiers Entered in UT	494	
Total from UT staying in UT	170	Loss of 324 Utahans
Total Soldiers Transitioned to UT	261	Gain of 91 non-Utahans

Entered in UT (494)	Transitioned from a base in UT	0	Staying In UT	0	
	N/A		Going to another state		0
	Transitioned from a base NOT in UT	494	Going to UT	170	
			Going to another state		324
Did not enter in UT (55,901)	Transitioned from a base in UT	0	Staying in UT	0	
			Going to another state		0
	Transitioned from a base NOT in UT	55,901	Going to UT	91	
			Going to another state		55,810
			Total to Utah	261	
			Total to another state		56,134

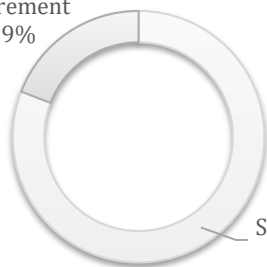
INFORMATION ON SOLDIERS TRANSITIONED TO UTAH (261)



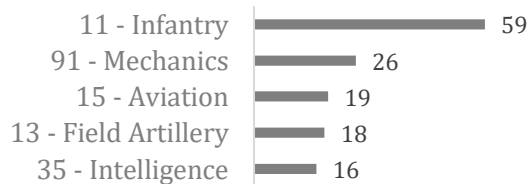
AGE



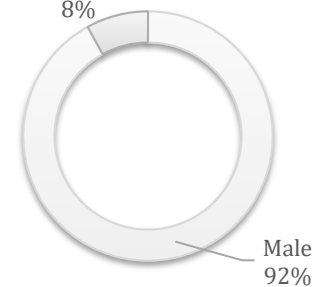
Retirement
19%



TOP 5 MOS SERIES



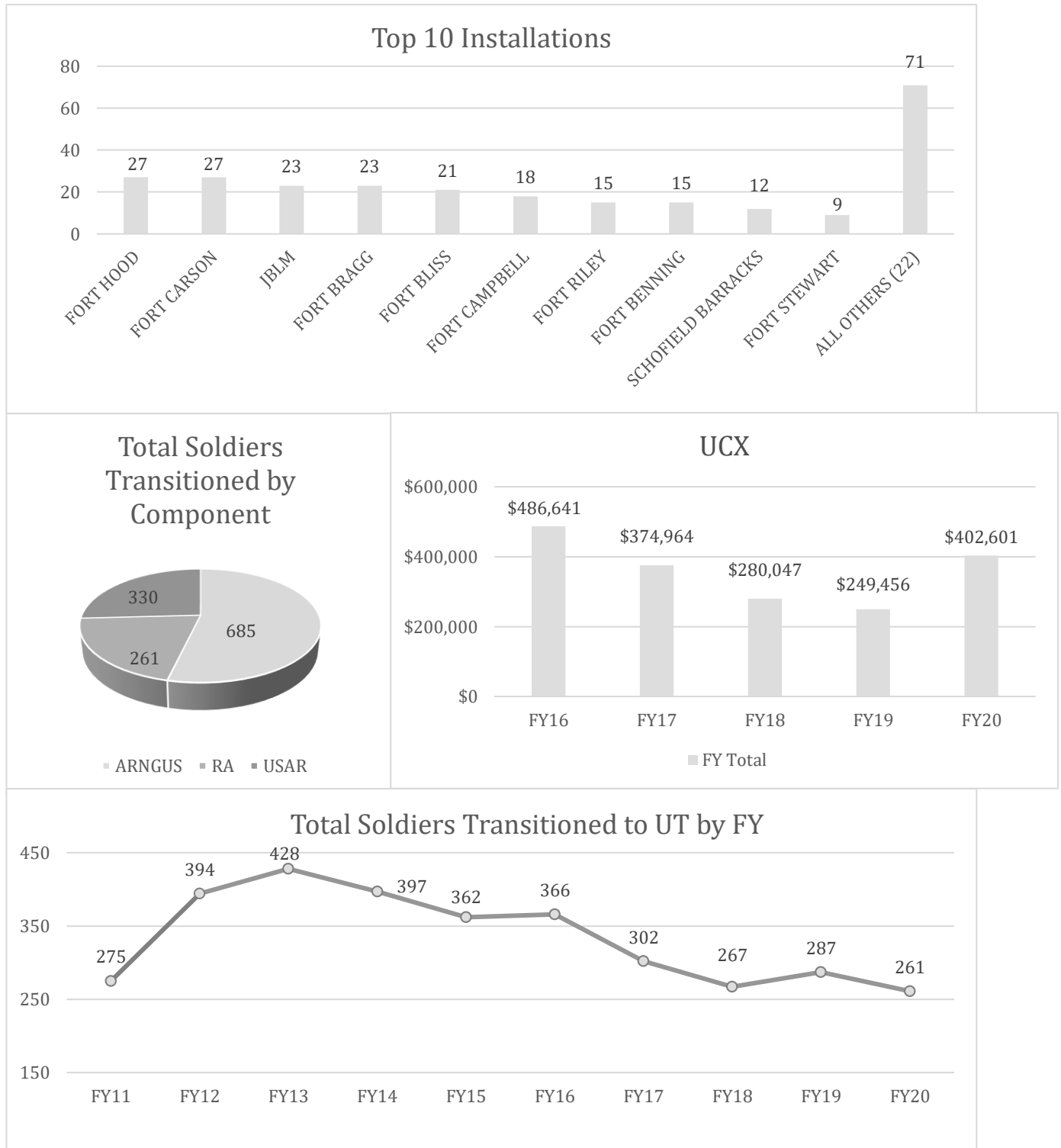
Female
8%



The above table and charts contain data extracted from the annual TRANSPROC report and is filtered to show Active Component Soldiers receiving either an Honorable or an Other than Honorable General Discharge. Some of the data in the above charts contain blank fields and may not reflect the Total number of Soldiers Transitioned to the state.

WEST

Information on Soldiers Transitioned to Utah (261)



The above table and charts contain data extracted from the annual TRANSPROC report and is filtered to show Active Component Soldiers receiving either an Honorable or an Other than Honorable General Discharge. Some of the data in the above charts contain blank fields and may not reflect the Total number of Soldiers Transitioned to the state.

WEST

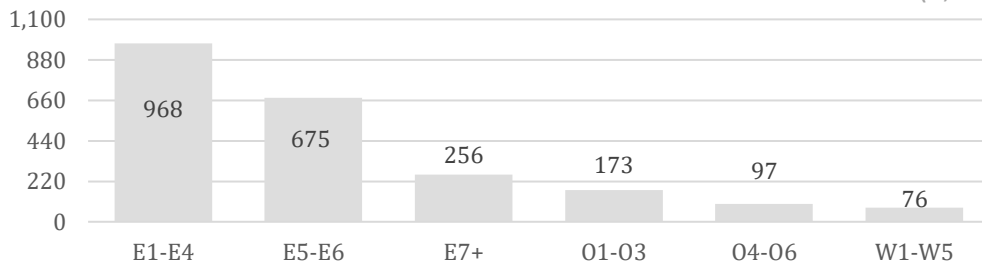
Washington

Washington

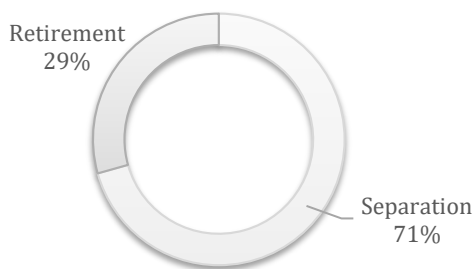
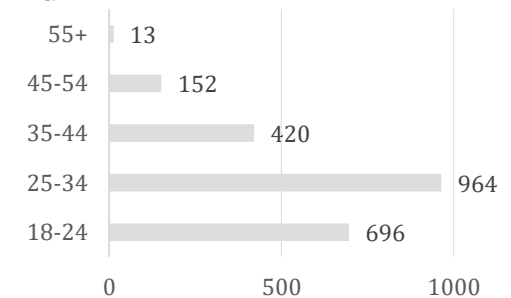
Total Army Records	56,395	
Total Soldiers Entered in WA	1,135	
Total from WA staying in WA	585	Loss of 550 Washingtonians
Total Soldiers Transitioned to WA	2,245	Gain of 1,660 non-Washingtonians

Entered in WA (1,135)	Transitioned from a base in WA	228	Staying in WA	196	
	JB Lewis-McChord 228(196/32)		Going to another state		32
	Transitioned from a base NOT in WA	907	Going to WA	389	
			Going to another state		518
Did not enter in WA (55,260)	Transitioned from a base in WA	3,663	Staying in WA	1,224	
			Going to another state		2,439
	Transitioned from a base NOT in WA	51,597	Going to WA	436	
			Going to another state		51,161
			Total to Washington	2,245	
			Total to another state		54,150

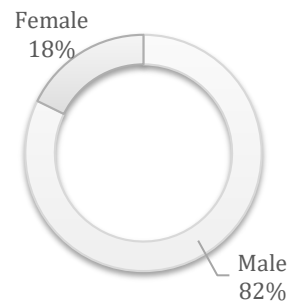
INFORMATION ON SOLDIERS TRANSITIONED TO WASHINGTON (2,245)



AGE



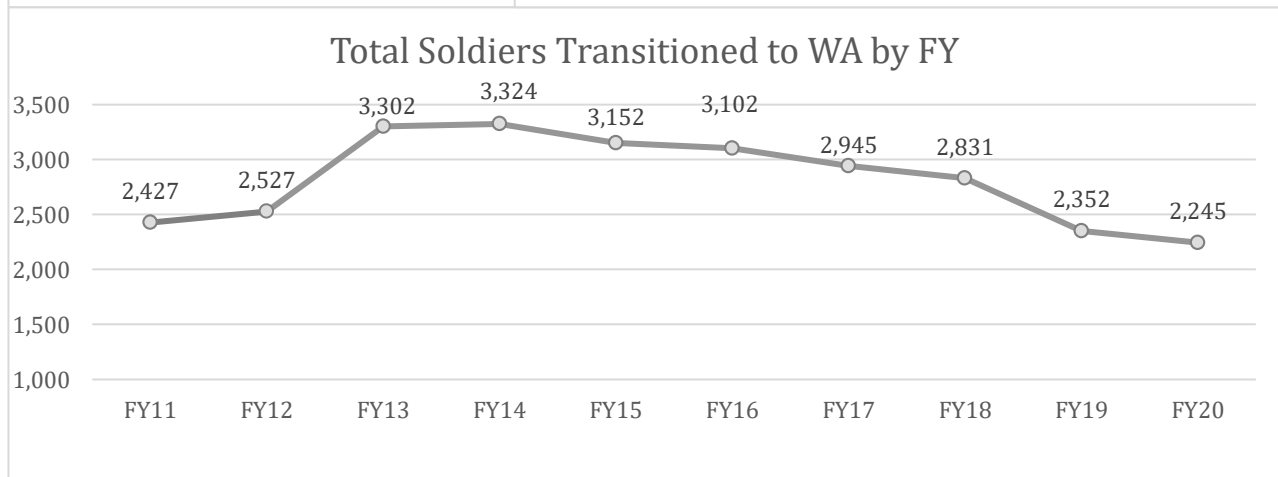
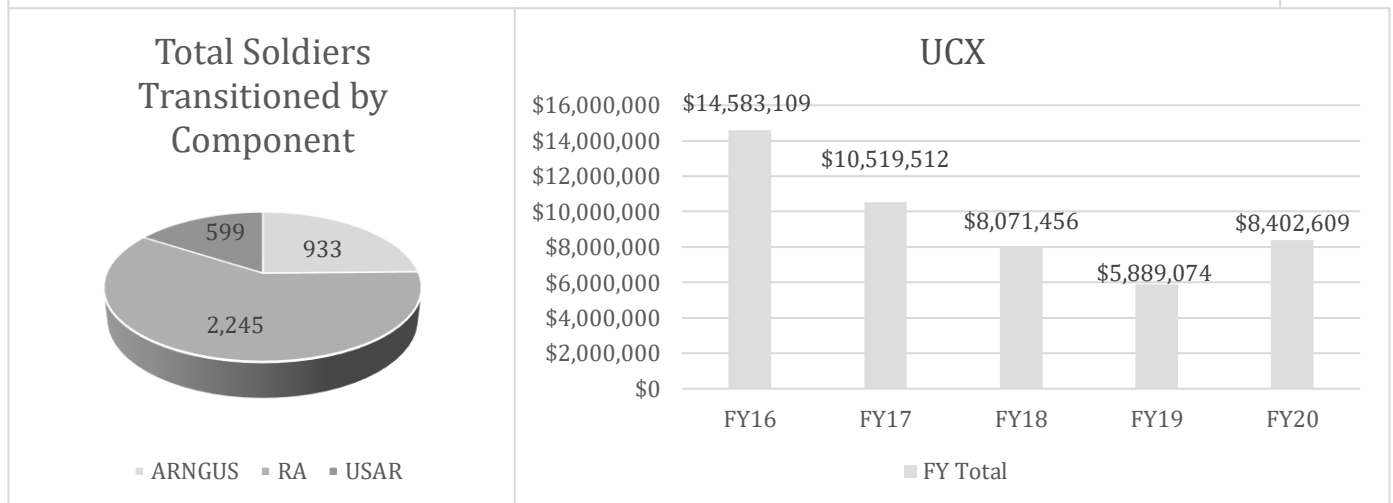
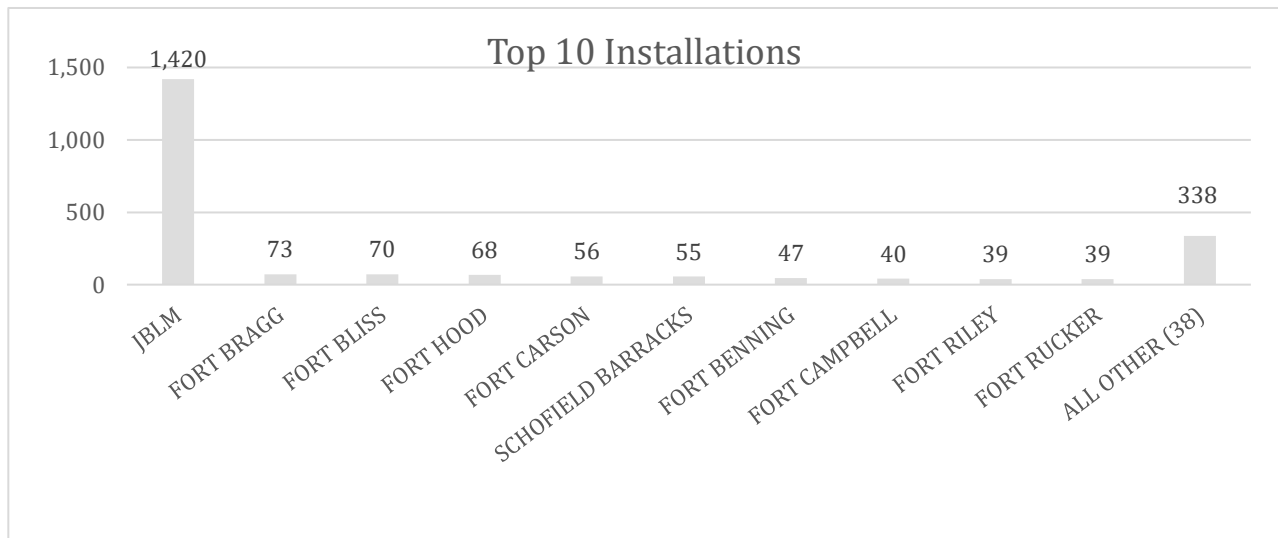
TOP 5 MOS SERIES



The above table and charts contain data extracted from the annual TRANSPROC report and is filtered to show Active Component Soldiers receiving either an Honorable or an Other than Honorable General Discharge. Some of the data in the above charts contain blank fields and may not reflect the Total number of Soldiers Transitioned to the state.

WEST

Information on Soldiers Transitioned to Washington (2,245)



The above table and charts contain data extracted from the annual TRANSPROC report and is filtered to show Active Component Soldiers receiving either an Honorable or an Other than Honorable General Discharge. Some of the data in the above charts contain blank fields and may not reflect the Total number of Soldiers Transitioned to the state.

CONTACTS

Contact Information

TANYA WRIGHT
RESEARCH ANALYST



Tel (703) 545-8242
Tanya.t.wright.ctr@mail.mil

JOSEPH PRESTIGIACOMO
SR. RESEARCH ANALYST



Tel (703) 545-8269
joseph.v.prestigiacoMo.ctr@mail.mil

Company Information

U.S. Army Soldier for Life
251 18th Street South, Arlington, VA 22202
Tel (703) 545-2637
Fax (703) 601-1240
soldierforlife.army.mil

