

SFL TRANSITION OVERVIEW PACKET- NORTHEAST

2020

Transitioning Soldier Overview
Tanya Wright



TABLE OF CONTENTS

Contents

Introduction _____	2
Northeast Region _____	3
Connecticut _____	3
Information on Soldiers Transitioned to Connecticut (317) _____	4
Maine _____	5
Information on Soldiers Transitioned to Maine (174) _____	6
Maryland _____	7
Information on Soldiers Transitioned to Maryland (1,195) _____	8
Massachusetts _____	9
Information on Soldiers Transitioned to Massachusetts (521) _____	10
New Hampshire _____	11
Information on Soldiers Transitioned to New Hampshire (172) _____	12
New Jersey _____	13
Information on Soldiers Transitioned to New Jersey (598) _____	14
New York _____	15
Information on Soldiers Transitioned to New York (1,833) _____	16
Pennsylvania _____	17
Information on Soldiers Transitioned to Pennsylvania (1,131) _____	18
Virginia _____	19
Information on Soldiers Transitioned to Virginia (2,473) _____	20
West Virginia _____	21
Information on Soldiers Transitioned to West Virginia (189) _____	22
Contact Information _____	23
Company Information _____	23

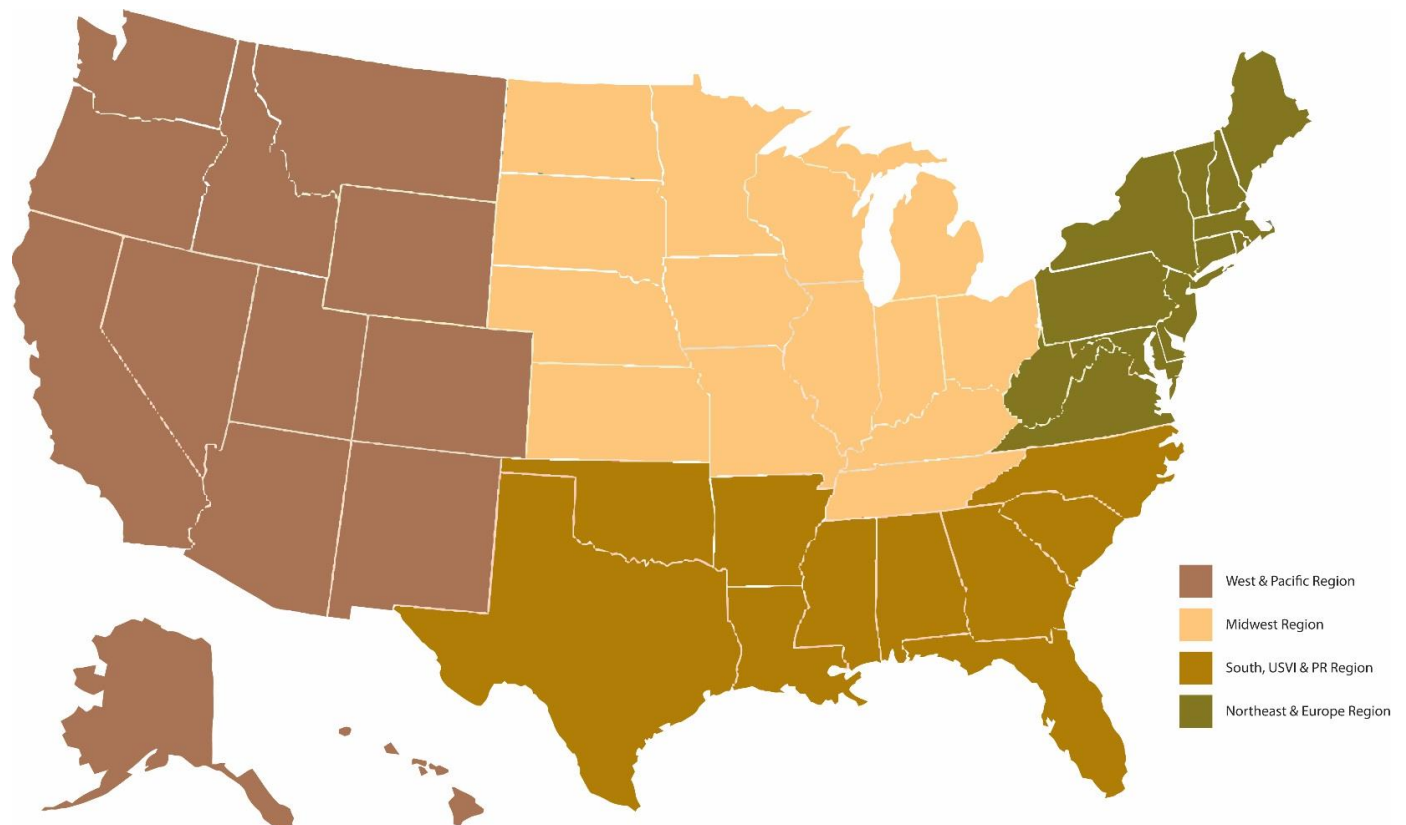
Introduction

SOLDIER FOR LIFE

Every year, roughly 62,000 Soldiers transition out of the Army*. In order to better serve this population, the Soldier for Life Analytics and Research team conducts a thorough investigation on the demographics of those that transitioned back into the civilian population, state by state. While we cannot know with exact certainty the number of Soldiers in our sampling that relocated to, or remained in, these areas, this is currently the best tool we have to speculate about the population and location for post service residency. In addition to assessing where Soldiers planned on residing after service, we simultaneously evaluated where they entered from. Each state overview is broken down by how many Soldiers entered service from that state, how many stated an intent to return/stay in that state, and how many non-state natives planned on making that state their home. The data are further

broken down by those individuals who transitioned from an installation within the state and those who transitioned from another state. Demographics are also provided on the bottom of each page for all Soldiers who planned on going to or staying in the state. All data presented in the following analysis is derived strictly from transitioned Soldiers' DD-214s, which is populated from the Army's TRANSPROC system. Data pulled spans the 2020 fiscal year (FY20).

It is important to note that this review may not include all states if there is a low sample size and less than 100 soldiers that transitioned to that state.



*Transition data only includes Soldiers within the Army's Active component and does account for National Guard or Reservists.

NORTHEAST

Northeast Region

Contact Information:

LTC Keith Wilson

keith.w.wilson8.mil@mail.mil

MSG Lorena Wilson

lorena.j.wilson.mil@mail.mil



NORTHEAST

PAGE INTENTIONALLY LEFT BLANK

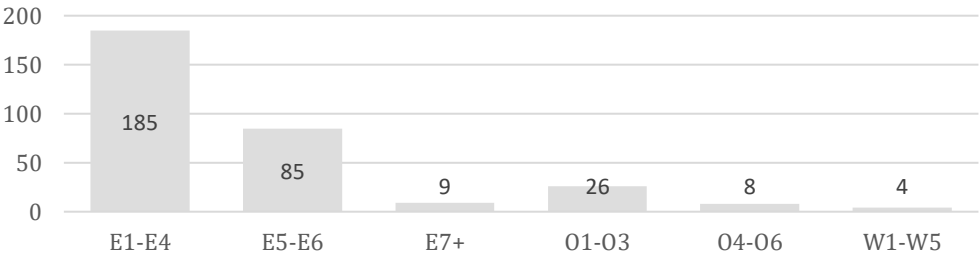
NORTHEAST

Connecticut

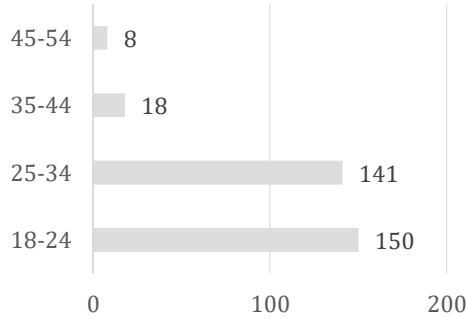
Connecticut

Total Army Records	56,395			
Total Soldiers Entered in CT	28			
Total from CT Staying in CT	7		Loss of 21 Connecticuters	
Total Soldiers Transitioned to CT	317		Gain of 310 non-Connecticuters	
Entered in CT (28)	Transitioned from a base in CT	0	Staying in CT	0
	N/A		Going to another state	0
	Transitioned from a base NOT in CT	28	Going to CT	7
			Going to another state	21
Did not enter in CT (56,367)	Transitioned from a base in CT	0	Staying in CT	0
			Going to another state	0
	Transitioned from a base NOT in CT	56,367	Going to CT	310
			Going to another state	56,057
			Total to Connecticut	317
			Total to another state	56,078

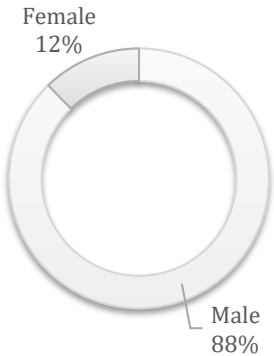
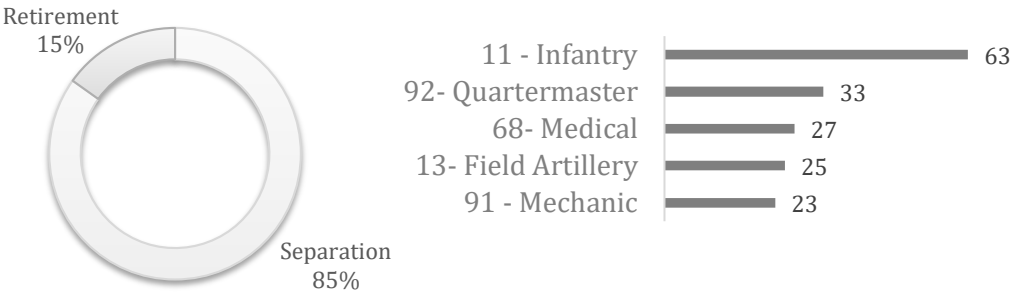
INFORMATION ON SOLDIERS TRANSITIONED TO CONNECTICUT (317)



AGE



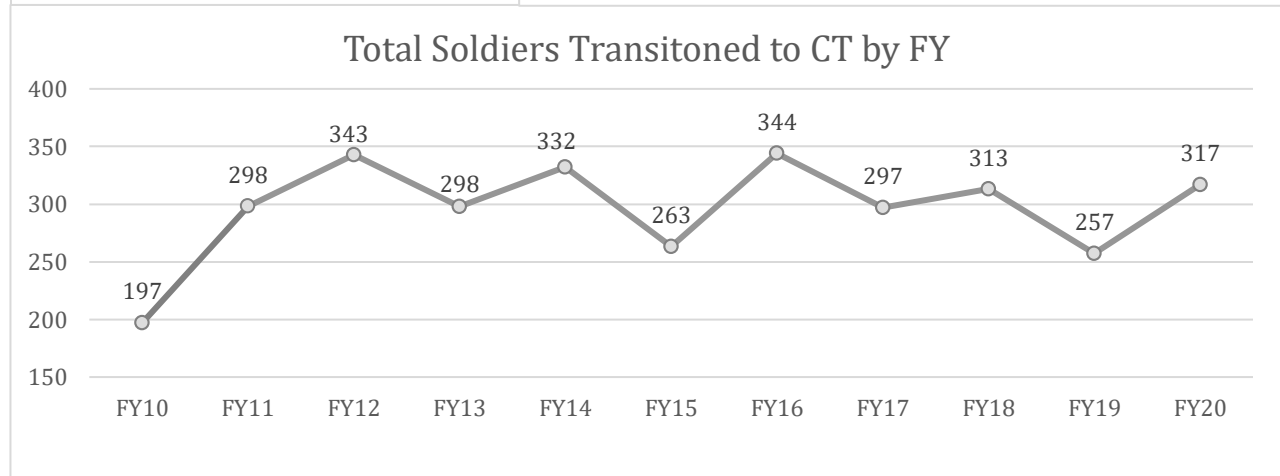
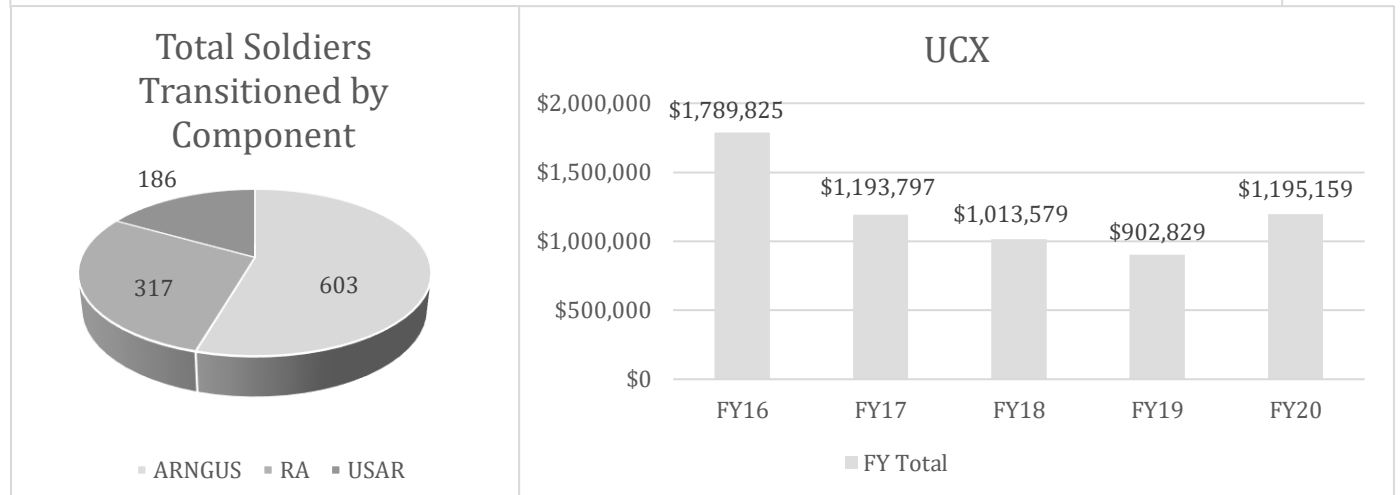
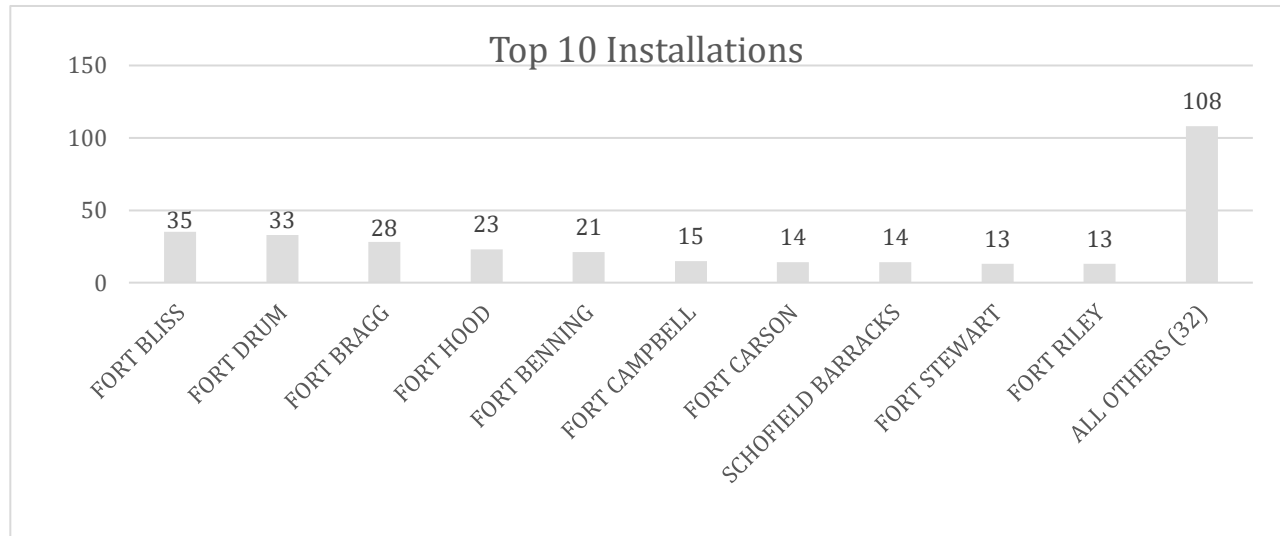
TOP 5 MOS SERIES



The above table and charts contain data extracted from the annual TRANSPROC report and is filtered to show Active Component Soldiers receiving either an Honorable or an Other than Honorable General Discharge. Some of the data in the above charts contain blank fields and may not reflect the Total number of Soldiers Transitioned to the state.

NORTHEAST

Information on Soldiers Transitioned to Connecticut (317)



The above table and charts contain data extracted from the annual TRANSPROC report and is filtered to show Active Component Soldiers receiving either an Honorable or an Other than Honorable General Discharge. Some of the data in the above charts contain blank fields and may not reflect the Total number of Soldiers Transitioned to the state.

NORTHEAST

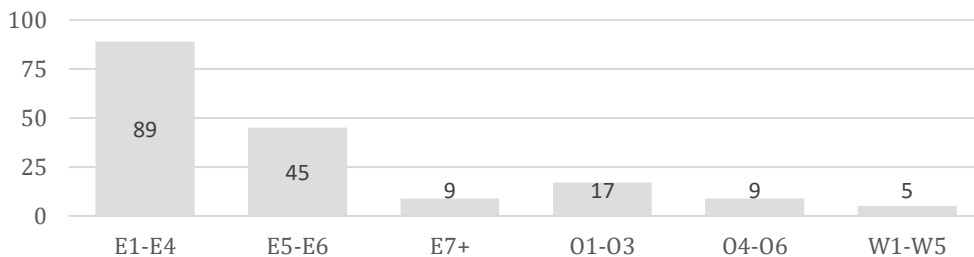
Maine

Maine

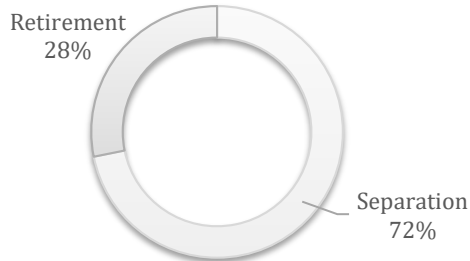
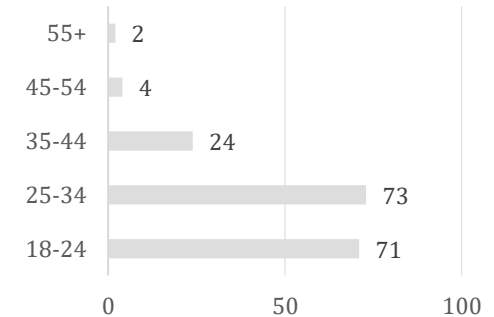
Total Army Records	56,395	
Total Soldiers Entered in ME	464	
Total from ME Staying in ME	124	Loss of 340 Mainers
Total Soldiers Transitioned to ME	174	Gain of 50 non-Mainers

Entered in ME (464)	Transitioned from a base in ME	0	Staying in ME	0	
	N/A		Going to another state		0
	Transitioned from a base NOT in ME	464	Going to ME	124	
			Going to another state		340
Did not enter in ME (55,931)	Transitioned from a base in ME	0	Staying in ME	0	
			Going to another state		0
	Transitioned from a base NOT in ME	55,931	Going to ME	50	
			Going to another state		55,881
			Total to Maine	174	
			Total to another state		56,221

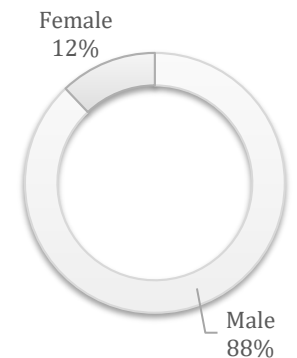
INFORMATION ON SOLDIERS TRANSITIONED TO MAINE (174)



AGE



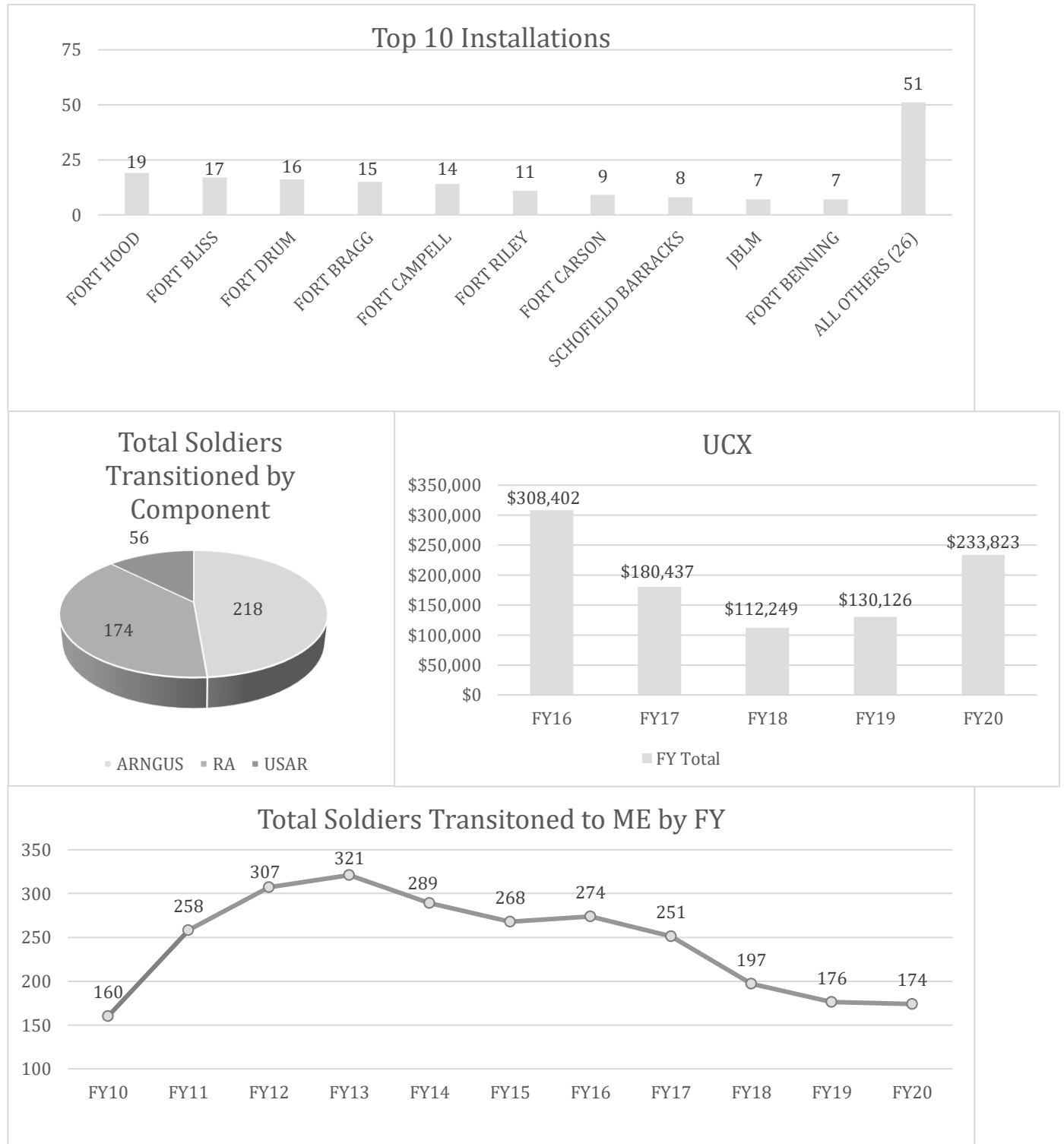
TOP 5 MOS SERIES



The above table and charts contain data extracted from the annual TRANSPROC report and is filtered to show Active Component Soldiers receiving either an Honorable or an Other than Honorable General Discharge. Some of the data in the above charts contain blank fields and may not reflect the Total number of Soldiers Transitioned to the state.

NORTHEAST

Information on Soldiers Transitioned to Maine (174)



The above table and charts contain data extracted from the annual TRANSPROC report and is filtered to show Active Component Soldiers receiving either an Honorable or an Other than Honorable General Discharge. Some of the data in the above charts contain blank fields and may not reflect the Total number of Soldiers Transitioned to the state.

NORTHEAST

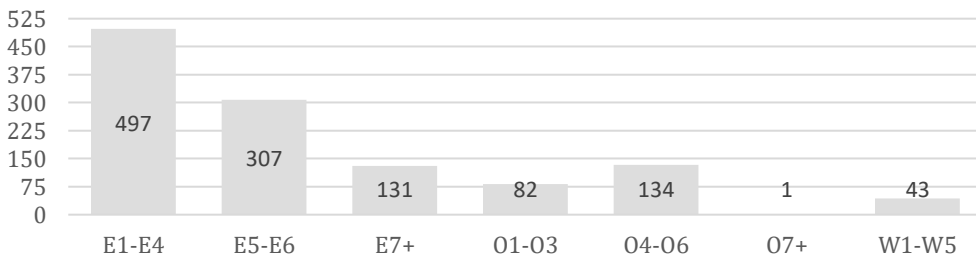
Maryland

Maryland

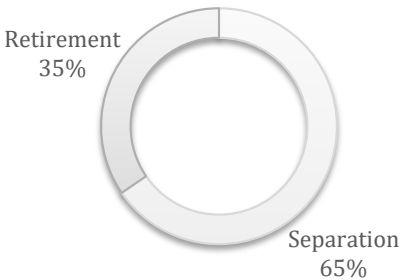
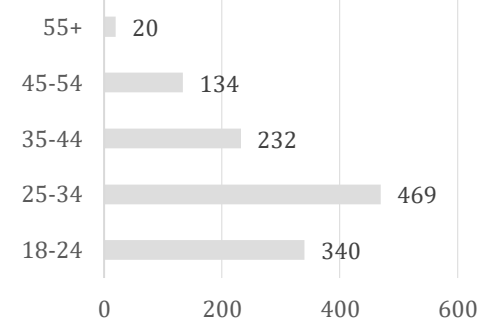
Total Army Records	56,395	
Total Soldiers Entered in MD	1,411	
Total from MD Staying in MD	526	Loss of 885 Marylanders
Total Soldiers Transitioned to MD	1,195	Gain of 669 non-Marylanders

Entered in MD (1,411)	Transitioned from a base in MD	72	Staying in MD	54	
	Fort Meade 29(25/4)		Going to another state		18
	Aberdeen Proving Ground 6(4/2)				
	Walter Reed 27(20/7)				
	Fort Detrick 10(5/5)				
Did not enter in MD (54,984)	Transitioned from a base NOT in MD	1,339	Going to MD	472	
			Going to another state		867
	Transitioned from a base in MD	749	Staying in MD	351	
			Going to another state		398
	Transitioned from a base NOT in MD	54,235	Going to MD	318	
			Going to another state		53,917
			Total to Maryland	1,195	
			Total to another state		55,200

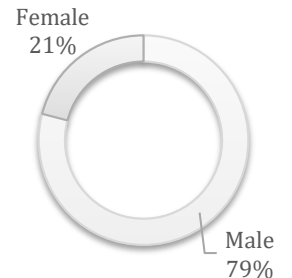
INFORMATION ON SOLDIERS TRANSITIONED TO MARYLAND (1,195)



AGE



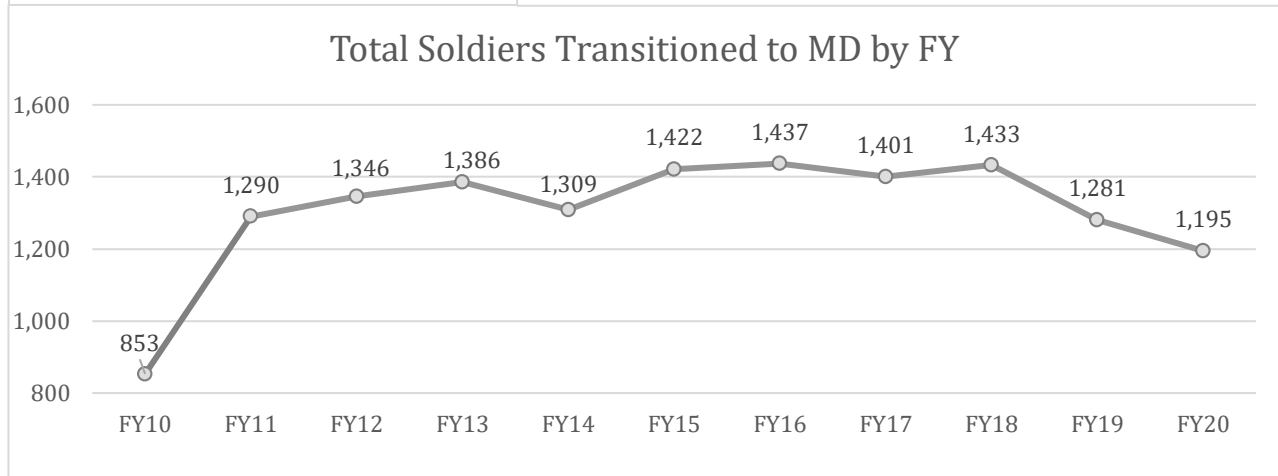
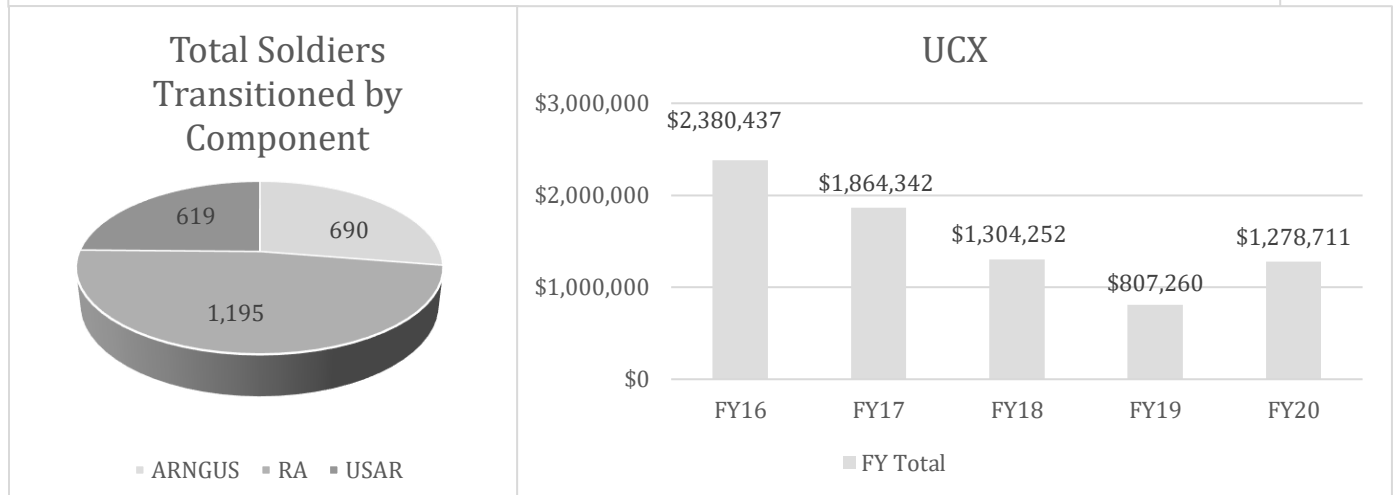
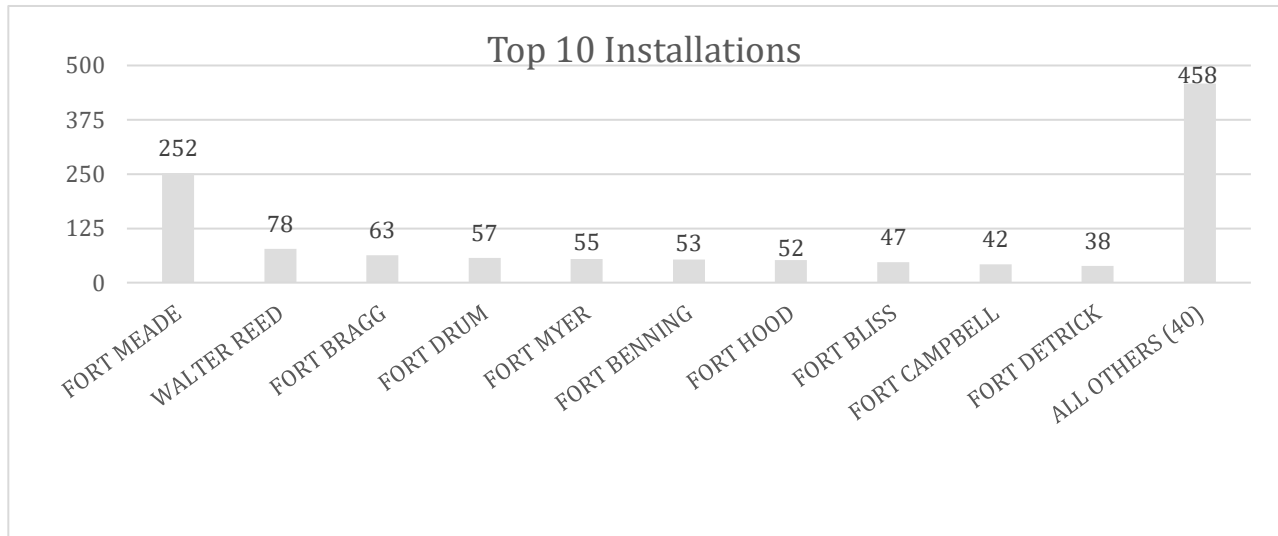
TOP 5 MOS SERIES



The above table and charts contain data extracted from the annual TRANSPROC report and is filtered to show Active Component Soldiers receiving either an Honorable or an Other than Honorable General Discharge. Some of the data in the above charts contain blank fields and may not reflect the Total number of Soldiers Transitioned to the state.

NORTHEAST

Information on Soldiers Transitioned to Maryland (1,195)



The above table and charts contain data extracted from the annual TRANSPROC report and is filtered to show Active Component Soldiers receiving either an Honorable or an Other than Honorable General Discharge. Some of the data in the above charts contain blank fields and may not reflect the Total number of Soldiers Transitioned to the state.

NORTHEAST

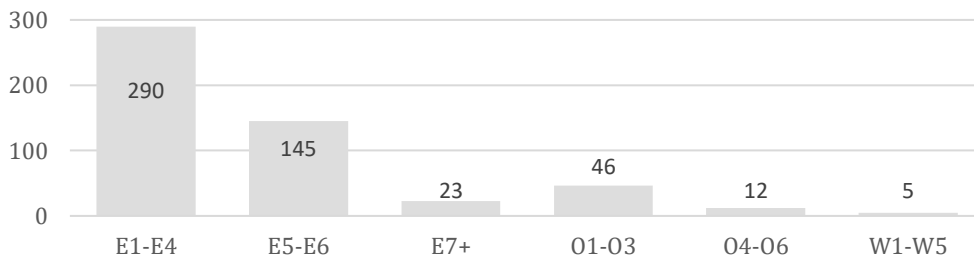
Massachusetts

Massachusetts

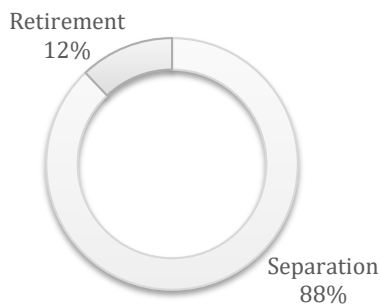
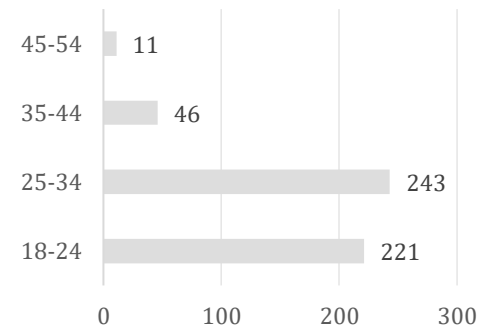
Total Army Records	56,395	
Total Soldiers Entered in MA	1,128	
Total from MA Staying in MA	338	Loss of 790 Massachusettsans
Total Soldiers Transitioned to MA	521	Gain of 183 non-Massachusettsans

Entered in MA (1,128)	Transitioned from a base in MA	0	Staying in MA	0
	N/A		Going to another state	0
	Transitioned from a base NOT in MA	1,128	Going to MA	338
			Going to another state	790
Did not enter in MA (55,267)	Transitioned from a base in MA	0	Staying in MA	0
			Going to another state	0
	Transitioned from a base NOT in MA	55,267	Going to MA	183
			Going to another state	55,084
			Total to Massachusetts	521
			Total to another state	55,874

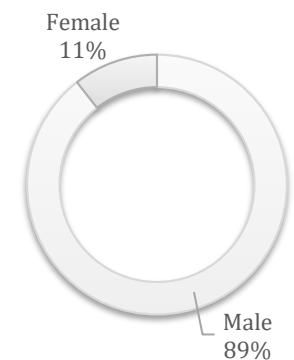
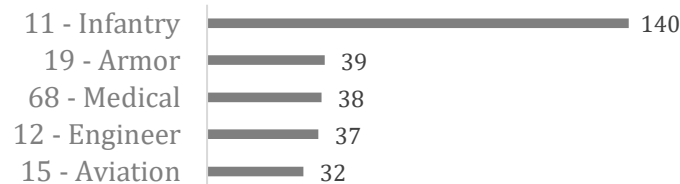
INFORMATION ON SOLDIERS TRANSITIONED TO MASSACHUSETTS (521)



AGE



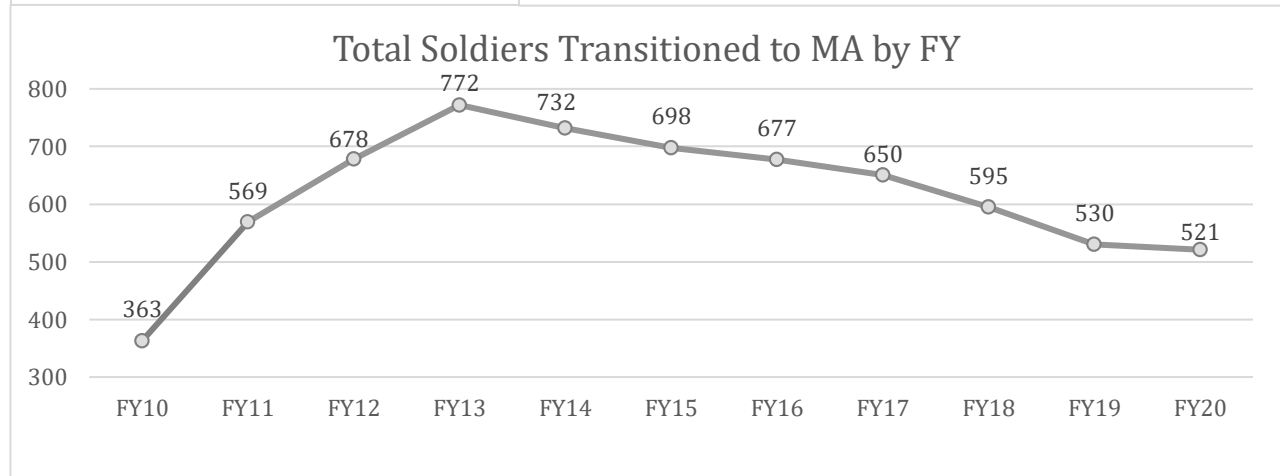
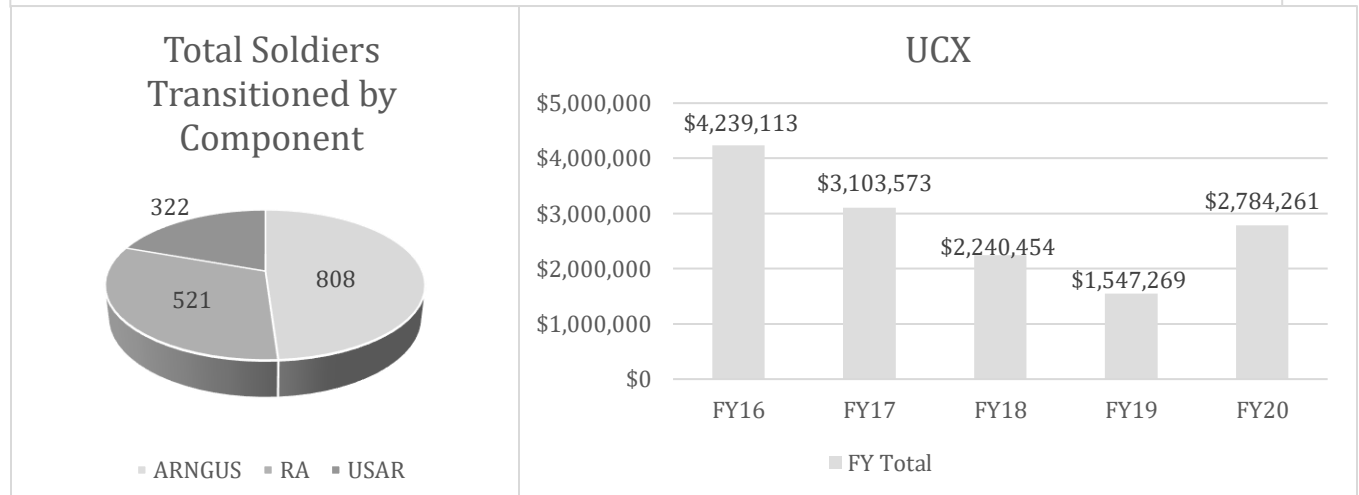
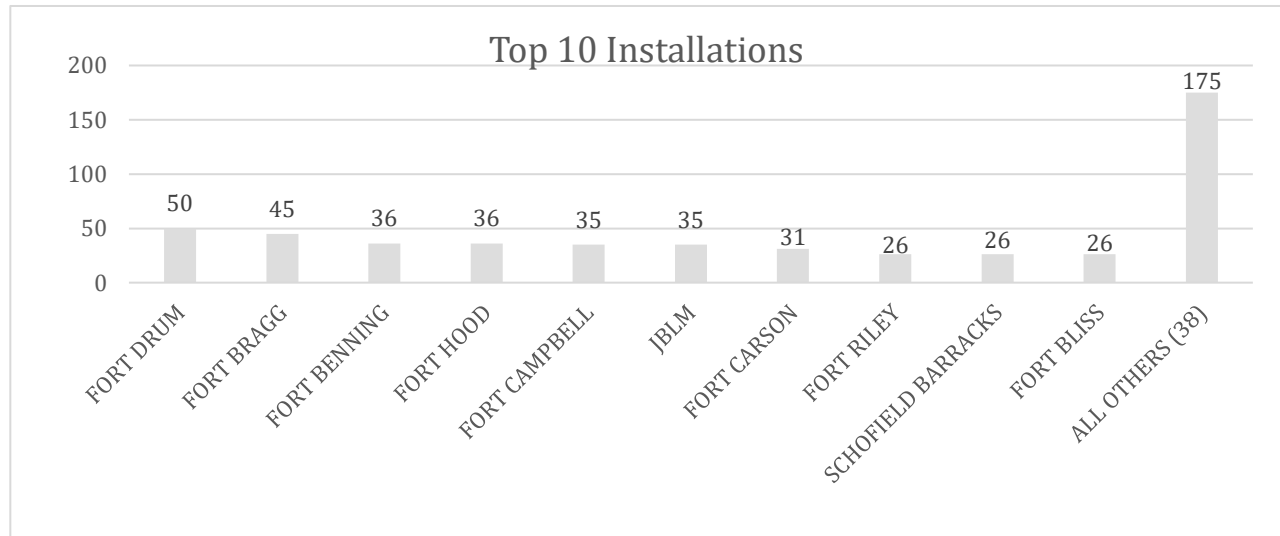
TOP 5 MOS SERIES



The above table and charts contain data extracted from the annual TRANSPROC report and is filtered to show Active Component Soldiers receiving either an Honorable or an Other than Honorable General Discharge. Some of the data in the above charts contain blank fields and may not reflect the Total number of Soldiers Transitioned to the state.

NORTHEAST

Information on Soldiers Transitioned to Massachusetts (521)


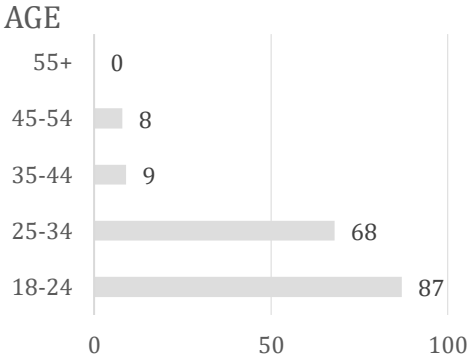
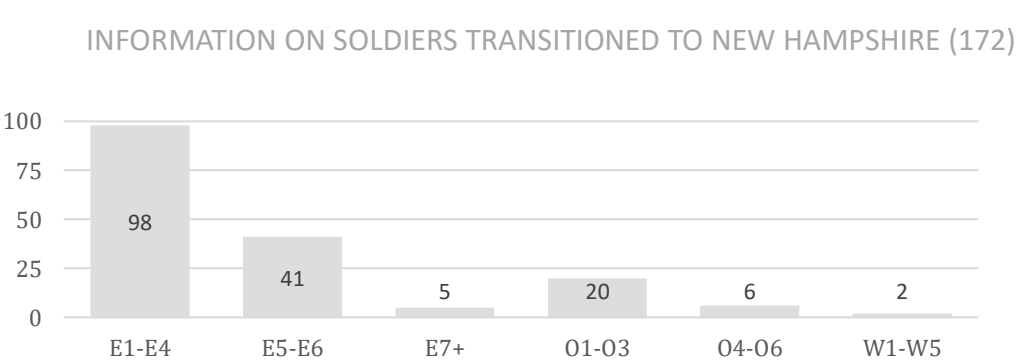


The above table and charts contain data extracted from the annual TRANSPROC report and is filtered to show Active Component Soldiers receiving either an Honorable or an Other than Honorable General Discharge. Some of the data in the above charts contain blank fields and may not reflect the Total number of Soldiers Transitioned to the state.

NORTHEAST

New Hampshire

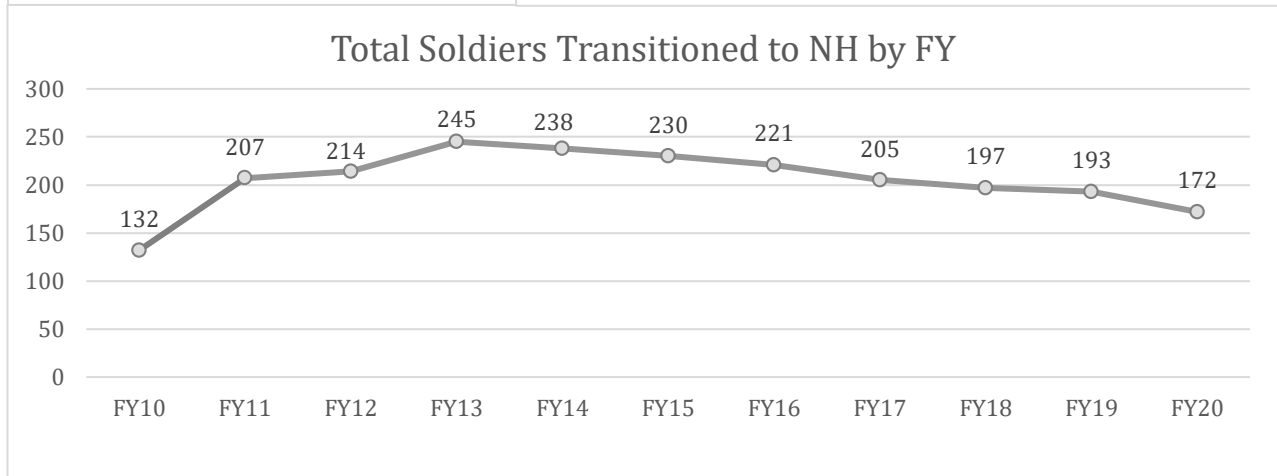
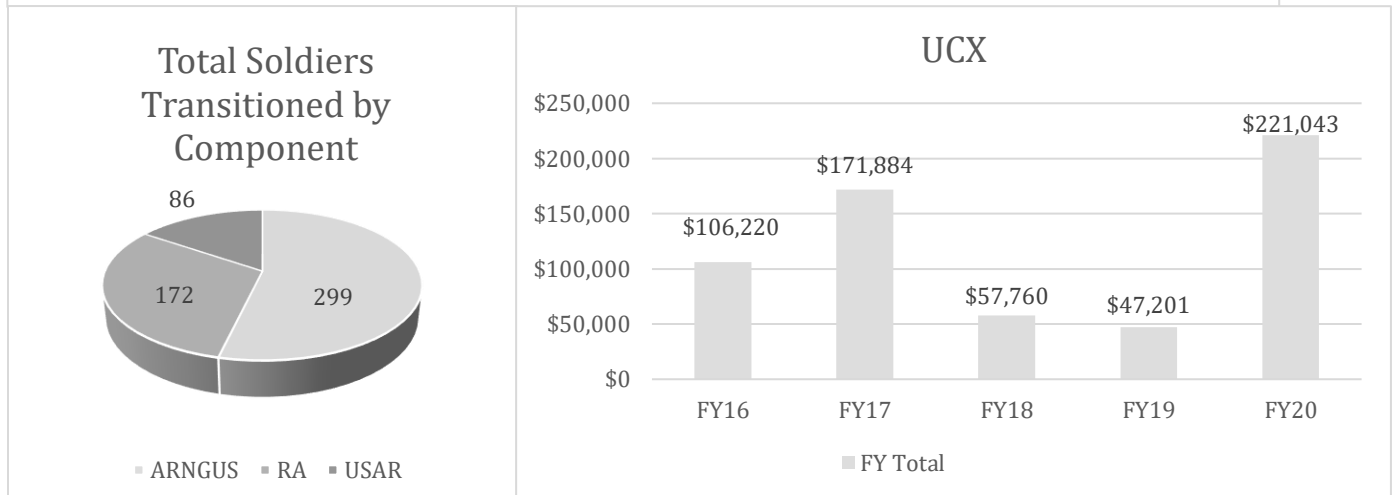
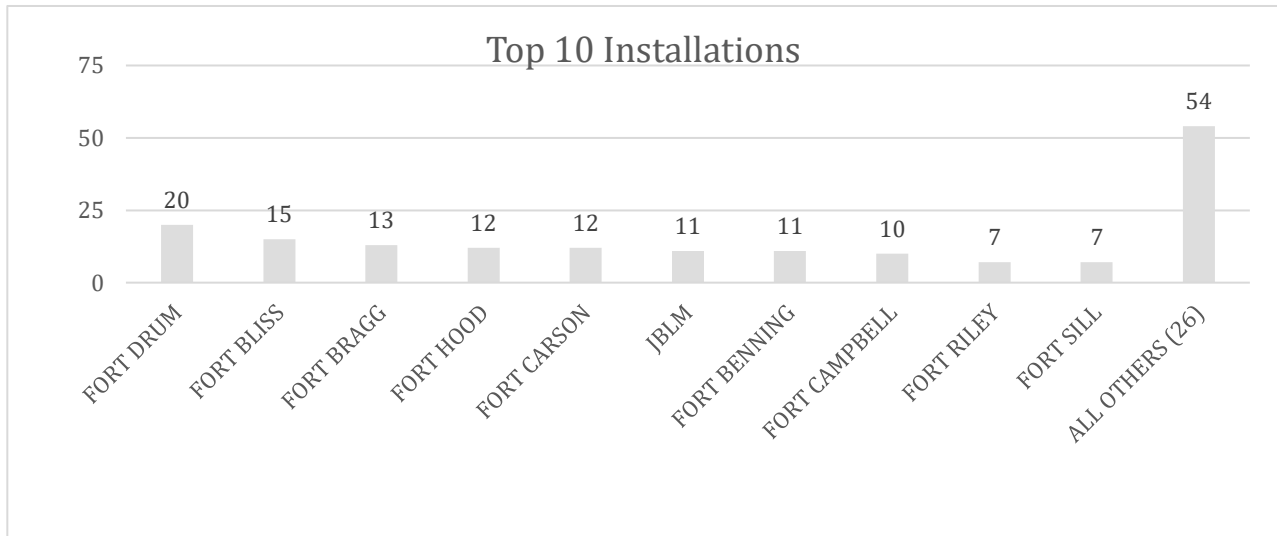
New Hampshire				
Total Army Records	56,395			
Total Soldiers Entered in NH	21			
Total from NH Staying in NH	7		Loss of 14 New Hampshirites	
Total Soldiers Transitioned to NH	172		Gain of 165 non-New Hampshirites	
Entered in NH (21)	Transitioned from a base in NH	0	Staying in NH	0
	NA		Going to another state	0
	Transitioned from a base NOT in NH	21	Going to NH	7
			Going to another state	14
Did not enter in NH (56,374)	Transitioned from a base in NH	0	Staying in NH	0
			Going to another state	0
	Transitioned from a base NOT in NH	56,374	Going to NH	165
			Going to another state	56,209
			Total to New Hampshire	172
			Total to another state	56,223



The above table and charts contain data extracted from the annual TRANSPROC report and is filtered to show Active Component Soldiers receiving either an Honorable or an Other than Honorable General Discharge. Some of the data in the above charts contain blank fields and may not reflect the Total number of Soldiers Transitioned to the state.

NORTHEAST

Information on Soldiers Transitioned to New Hampshire (172)



The above table and charts contain data extracted from the annual TRANSPROC report and is filtered to show Active Component Soldiers receiving either an Honorable or an Other than Honorable General Discharge. Some of the data in the above charts contain blank fields and may not reflect the Total number of Soldiers Transitioned to the state.

NORTHEAST

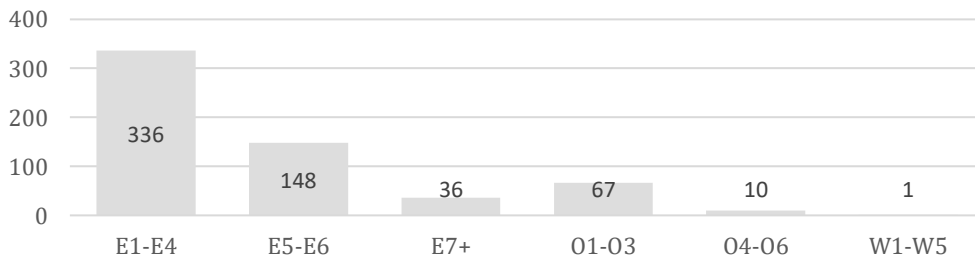
New Jersey

New Jersey

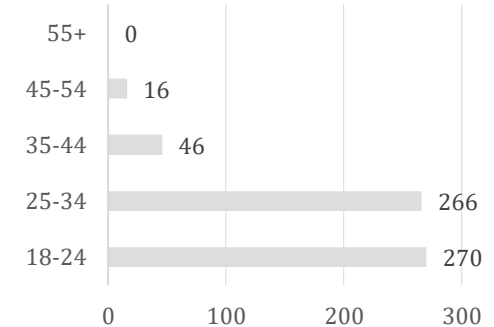
Total Army Records	56,395	
Total Soldiers Entered in NJ	775	
Total from NJ Staying in NJ	234	Loss of 541 New Jerseyans
Total Soldiers Transitioned to NJ	598	Gain of 364 non-New Jerseyans

Entered in NJ (775)	Transitioned from a base in NJ	2	Staying in NJ	1	
	Fort Dix 2(1/1)		Going to another state		1
	Transitioned from a base NOT in NJ	773	Going to NJ	233	
			Going to another state		540
Did not enter in NJ (55,620)	Transitioned from a base in NJ	53	Staying in NJ	18	
			Going to another state		35
	Transitioned from a base NOT in NJ	55,567	Going to NJ	346	
			Going to another state		55,221
			Total to New Jersey	598	
			Total to another state		55,797

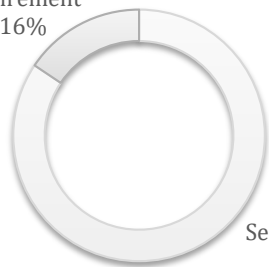
INFORMATION ON SOLDIERS TRANSITIONED TO NEW JERSEY (598)



AGE



Retirement
16%

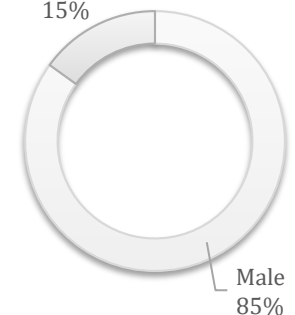


Separation
84%

TOP 5 MOS SERIES



Female
15%

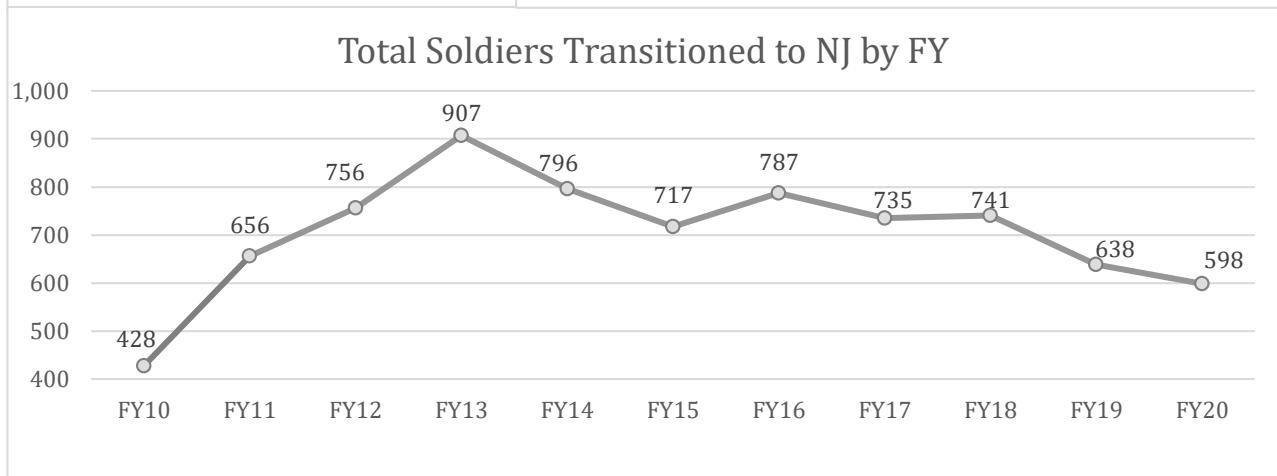
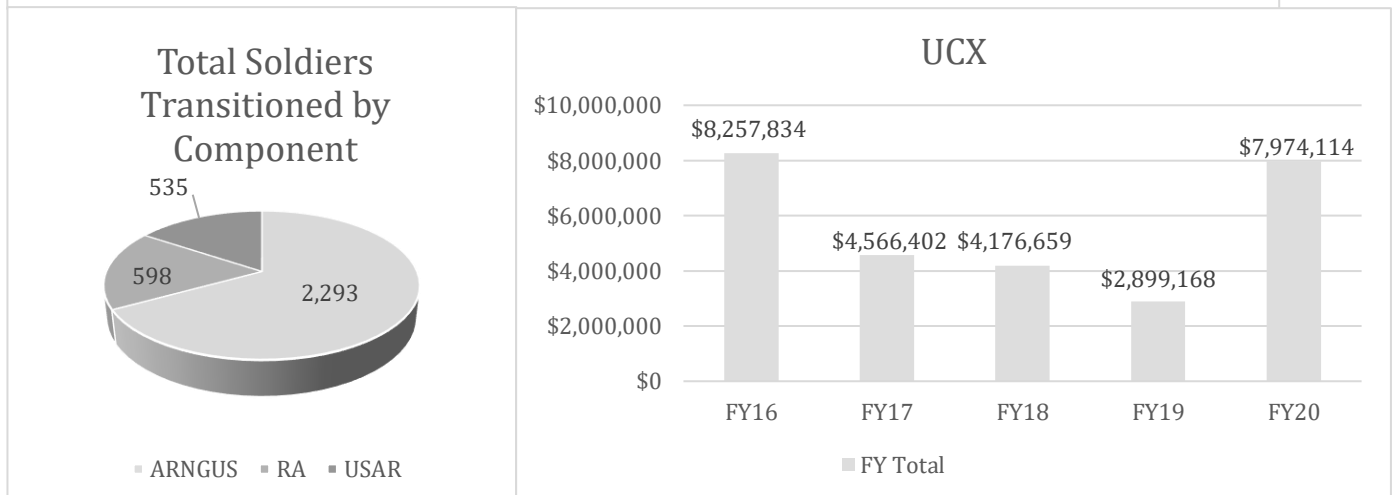
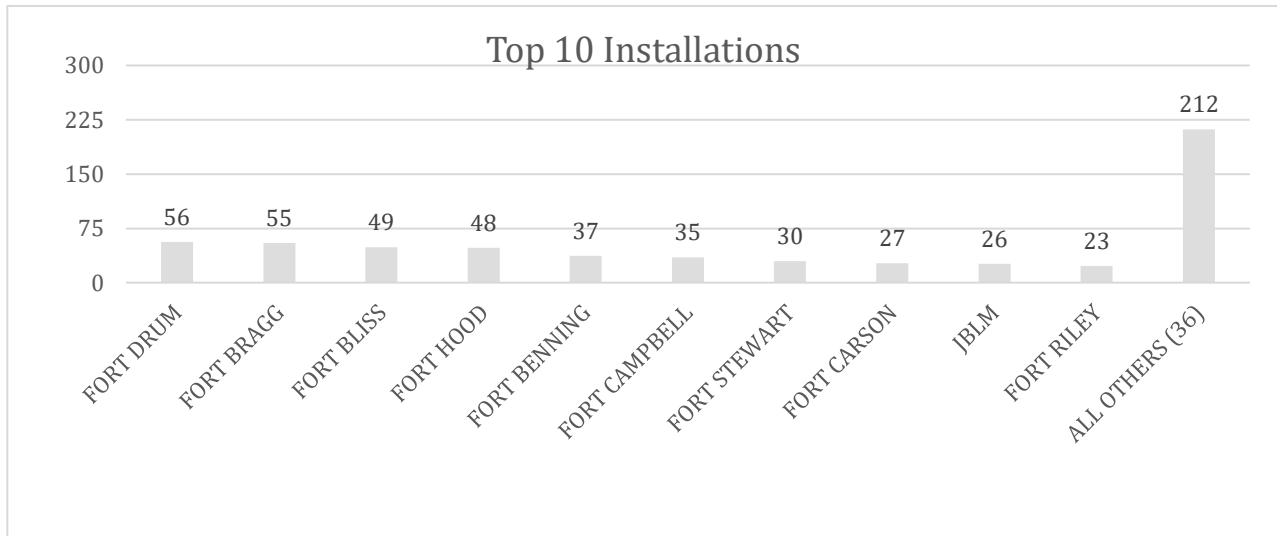


Male
85%

The above table and charts contain data extracted from the annual TRANSPROC report and is filtered to show Active Component Soldiers receiving either an Honorable or an Other than Honorable General Discharge. Some of the data in the above charts contain blank fields and may not reflect the Total number of Soldiers Transitioned to the state.

NORTHEAST

Information on Soldiers Transitioned to New Jersey (598)



The above table and charts contain data extracted from the annual TRANSPROC report and is filtered to show Active Component Soldiers receiving either an Honorable or an Other than Honorable General Discharge. Some of the data in the above charts contain blank fields and may not reflect the Total number of Soldiers Transitioned to the state.

NORTHEAST

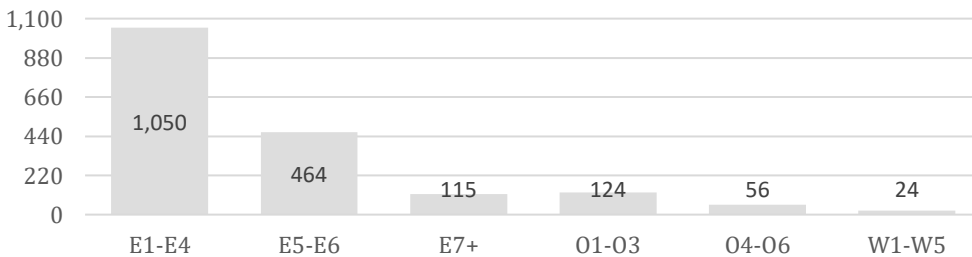
New York

New York

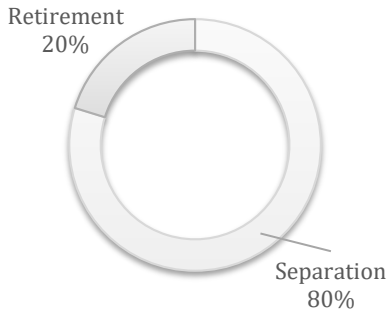
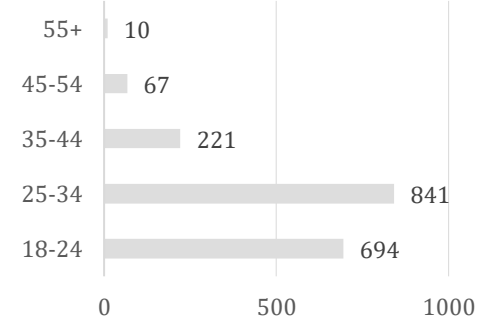
Total Army Records	56,395	
Total Soldiers Entered in NY	3,796	
Total from NY Staying in NY	1,284	Loss of 2,512 New Yorkers
Total Soldiers Transitioned to NY	1,833	Gain of 549 non-New Yorkers

Entered in NY (3,796)	Transitioned from a base in NY	356	Staying in NY	224
	Fort Drum 300(202/98)		Going to another state	132
	West Point 56(22/34)			
	Transitioned from a base NOT in NY	3,440	Going to NY	1,060
			Going to another state	2,380
Did not enter in NY (52,599)	Transitioned from a base in NY	2,436	Staying in NY	324
			Going to another state	2,112
	Transitioned from a base NOT in NY	50,163	Going to NY	225
			Going to another state	49,938
			Total to New York	1,833
			Total to another state	54,562

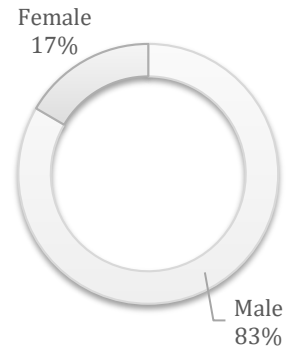
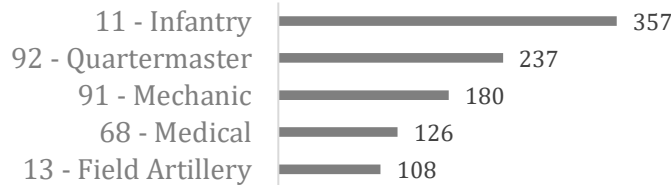
INFORMATION ON SOLDIERS TRANSITIONED TO NEW YORK (1,833)



AGE



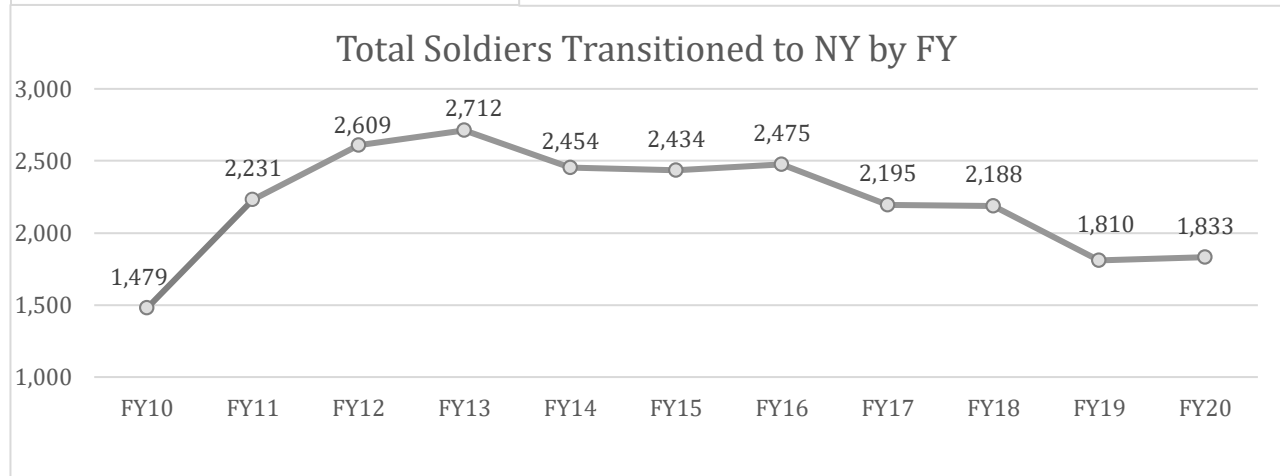
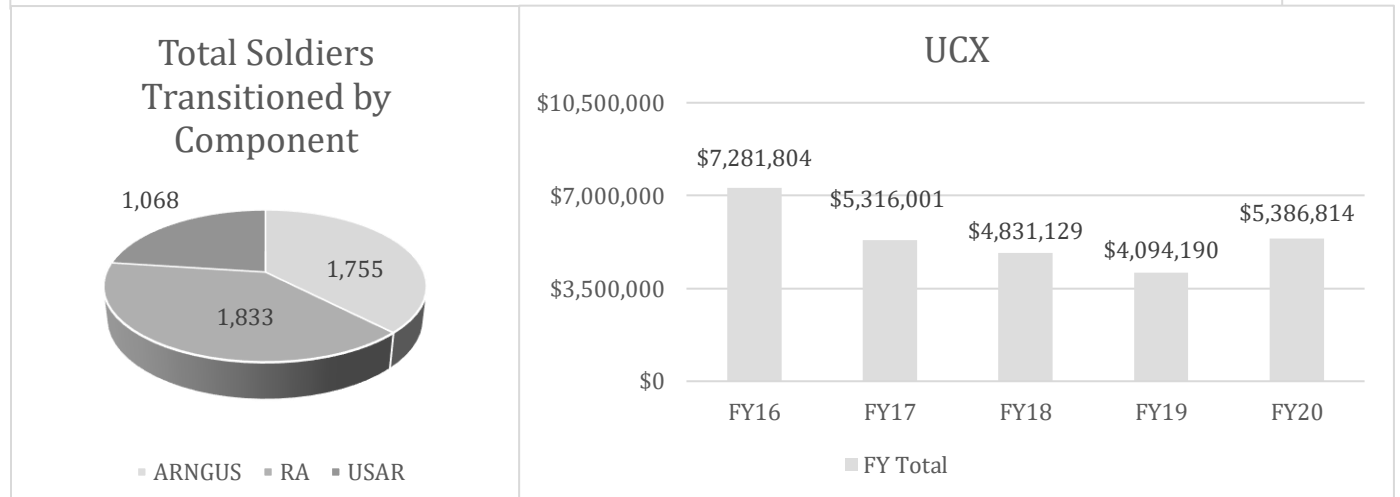
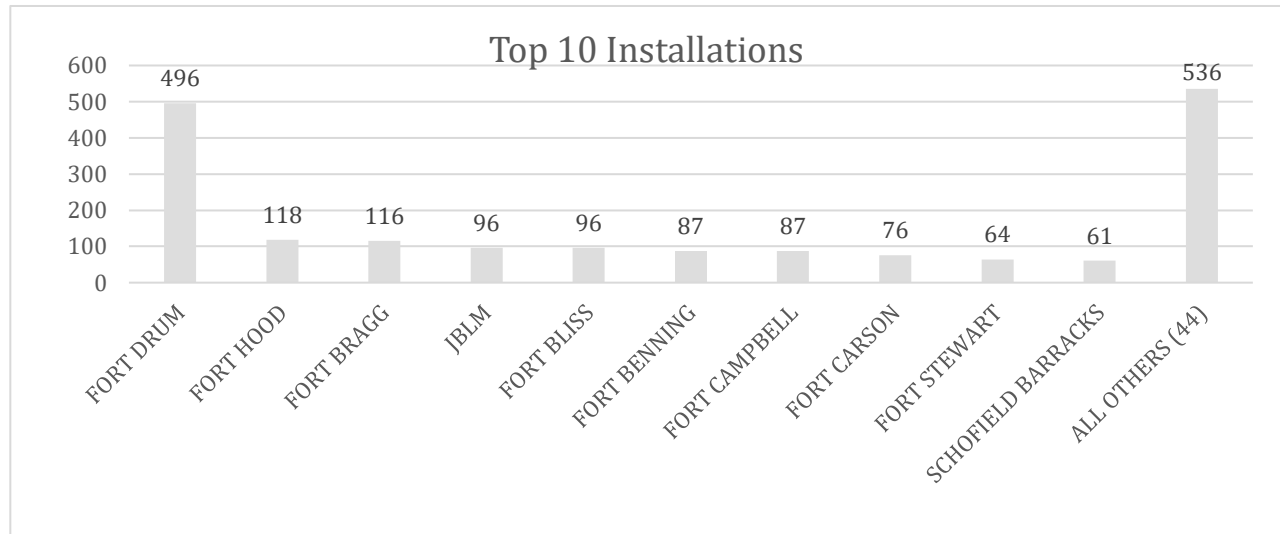
TOP 5 MOS SERIES



The above table and charts contain data extracted from the annual TRANSPROC report and is filtered to show Active Component Soldiers receiving either an Honorable or an Other than Honorable General Discharge. Some of the data in the above charts contain blank fields and may not reflect the Total number of Soldiers Transitioned to the state.

NORTHEAST

Information on Soldiers Transitioned to New York (1,833)



The above table and charts contain data extracted from the annual TRANSPROC report and is filtered to show Active Component Soldiers receiving either an Honorable or an Other than Honorable General Discharge. Some of the data in the above charts contain blank fields and may not reflect the Total number of Soldiers Transitioned to the state.

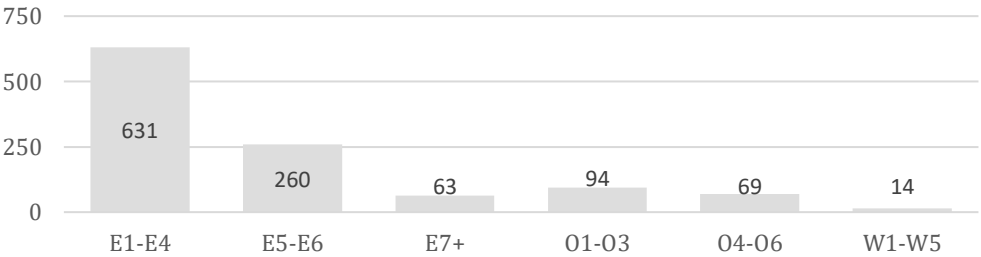
NORTHEAST

Pennsylvania

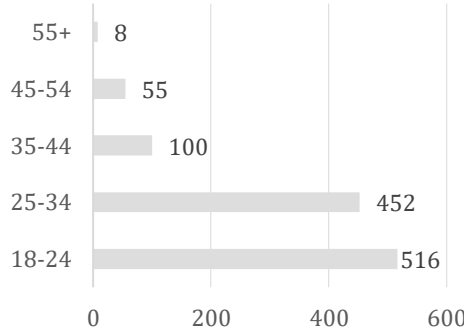
Pennsylvania

Total Army Records	56,395			
Total Soldiers Entered in PA	1,294			
Total from PA Staying in PA	561	Loss of 733 Pennsylvanians		
Total Soldiers Transitioned to PA	1,131	Gain of 570 non-Pennsylvanians		
Entered in PA (1,294)	Transitioned from a base in PA	10	Staying in PA	9
	Carlisle Barracks 10(9/1)		Going to another state	1
	Transitioned from a base NOT in PA	1,284	Going to PA	552
			Going to another state	732
Did not enter in PA (55,101)	Transitioned from a base in PA	52	Staying in PA	32
			Going to another state	20
	Transitioned from a base NOT in PA	55,049	Going to PA	538
			Going to another state	54,511
			Total to Pennsylvania	1,131
		Total to another state	55,264	

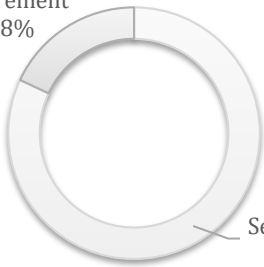
INFORMATION ON SOLDIERS TRANSITIONED TO PENNSYLVANIA (1,131)



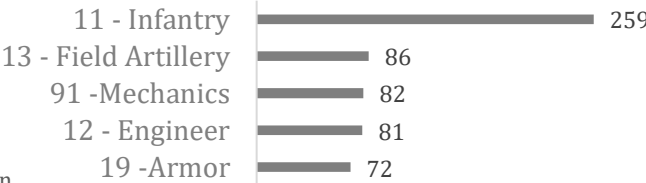
AGE



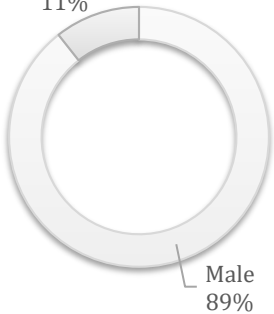
Retirement
18%



TOP 5 MOS SERIES



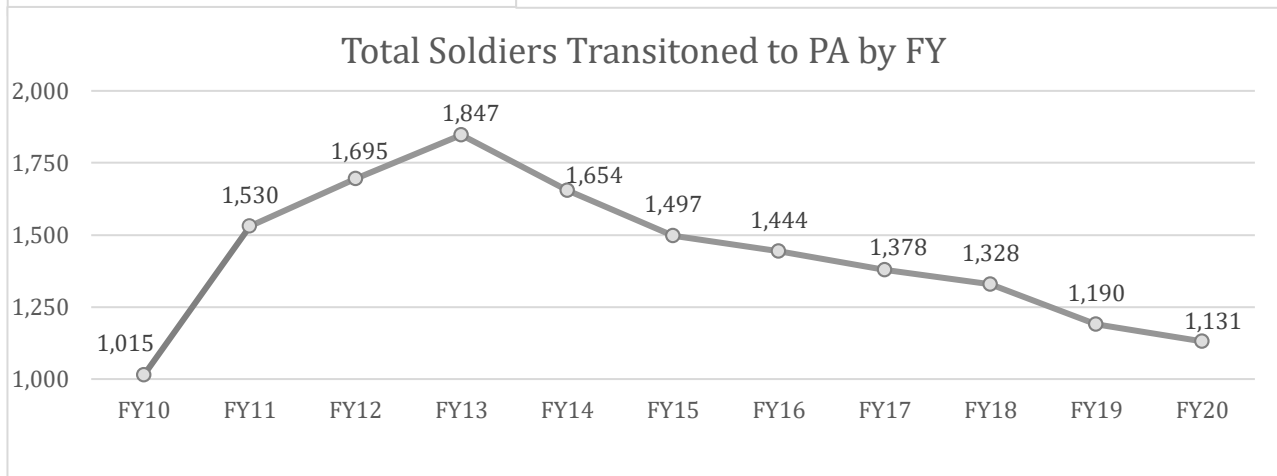
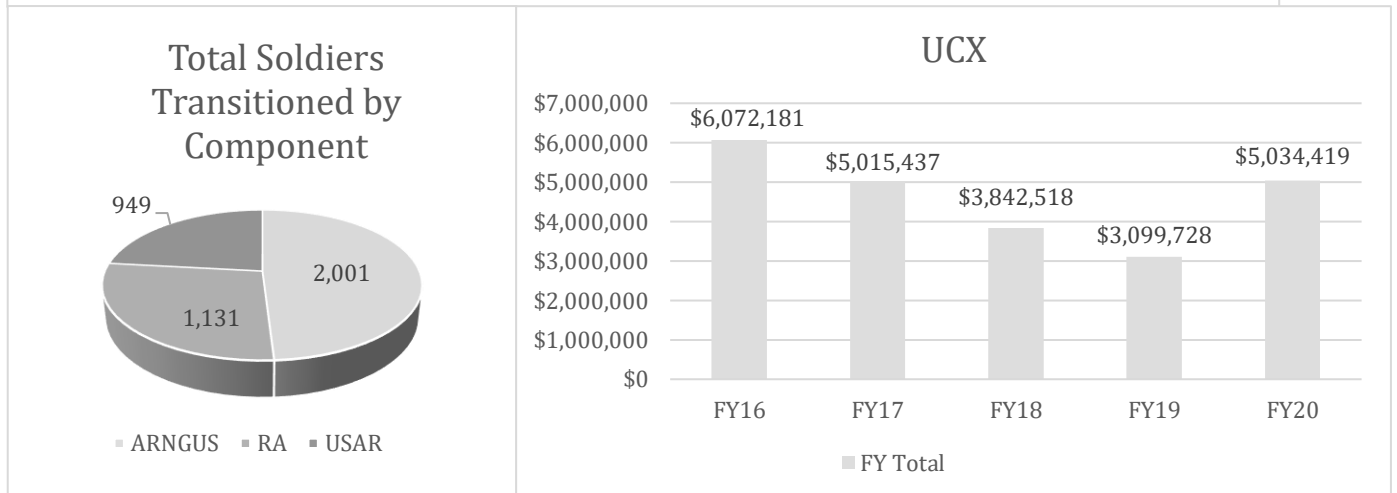
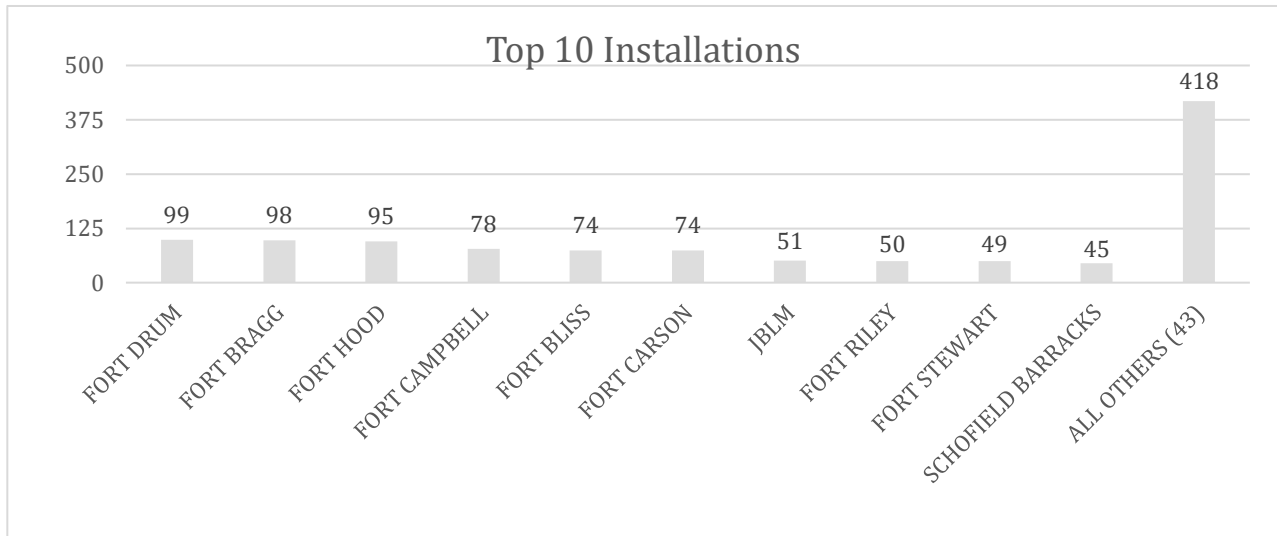
Female
11%



The above table and charts contain data extracted from the annual TRANSPROC report and is filtered to show Active Component Soldiers receiving either an Honorable or an Other than Honorable General Discharge. Some of the data in the above charts contain blank fields and may not reflect the Total number of Soldiers Transitioned to the state.

NORTHEAST

Information on Soldiers Transitioned to Pennsylvania (1,131)



The above table and charts contain data extracted from the annual TRANSPROC report and is filtered to show Active Component Soldiers receiving either an Honorable or an Other than Honorable General Discharge. Some of the data in the above charts contain blank fields and may not reflect the Total number of Soldiers Transitioned to the state.

NORTHEAST

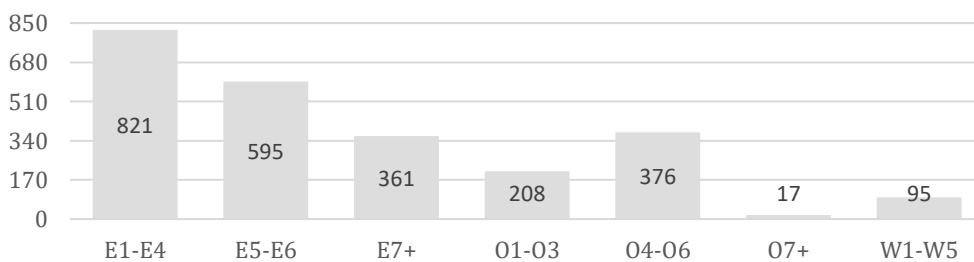
Virginia

Virginia

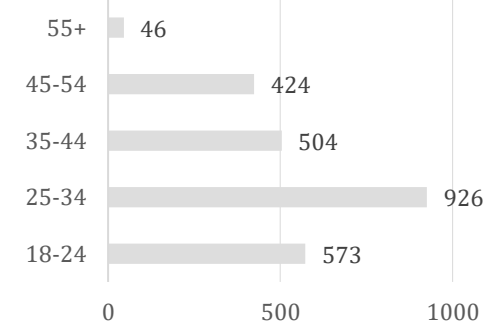
Total Army Records	56,395	
Total Soldiers Entered in VA	1,559	
Total from VA Staying in VA	724	Loss of 835 Virginians
Total Soldiers Transitioned to VA	2,473	Gain of 1,749 non-Virginians

Entered in VA (1,559)	Transitioned from a base in VA	162	Staying in VA	119	
	Fort Myer 33(18/15)		Going to another state		43
	Fort Eustis 47(34/13)				
	Fort Belvoir 44(37/7)				
	Fort Lee 38(30/8)				
	Transitioned from a base NOT in VA	1,397	Going to VA	605	
			Going to another state		792
Did not enter in VA (54,836)	Transitioned from a base in VA	2,043	Staying in VA	921	
			Going to another state		1,122
	Transitioned from a base NOT in VA	52,793	Going to VA	828	
			Going to another state		51,965
			Total to Virginia	2,473	
			Total to another state		53,922

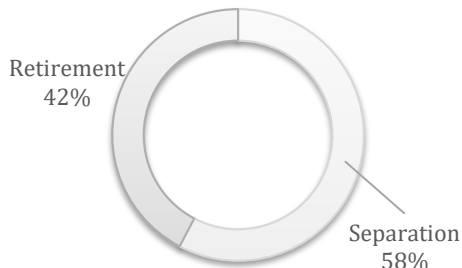
INFORMATION ON SOLDIERS TRANSITIONED TO VIRGINIA (2,473)



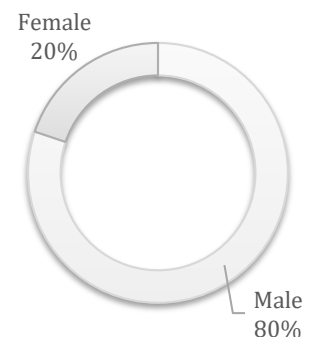
AGE



TOP 5 MOS SERIES



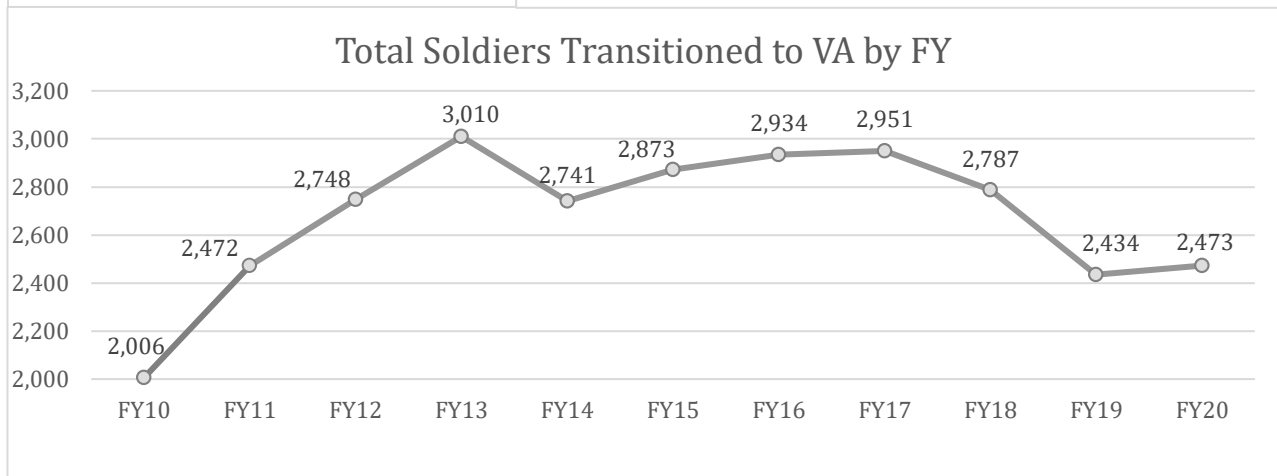
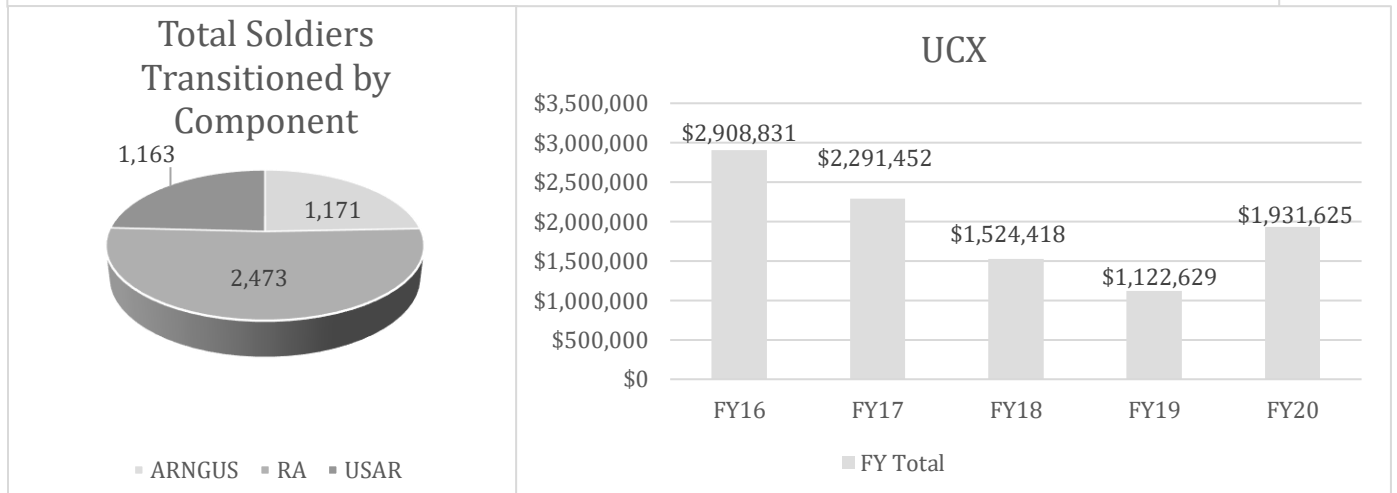
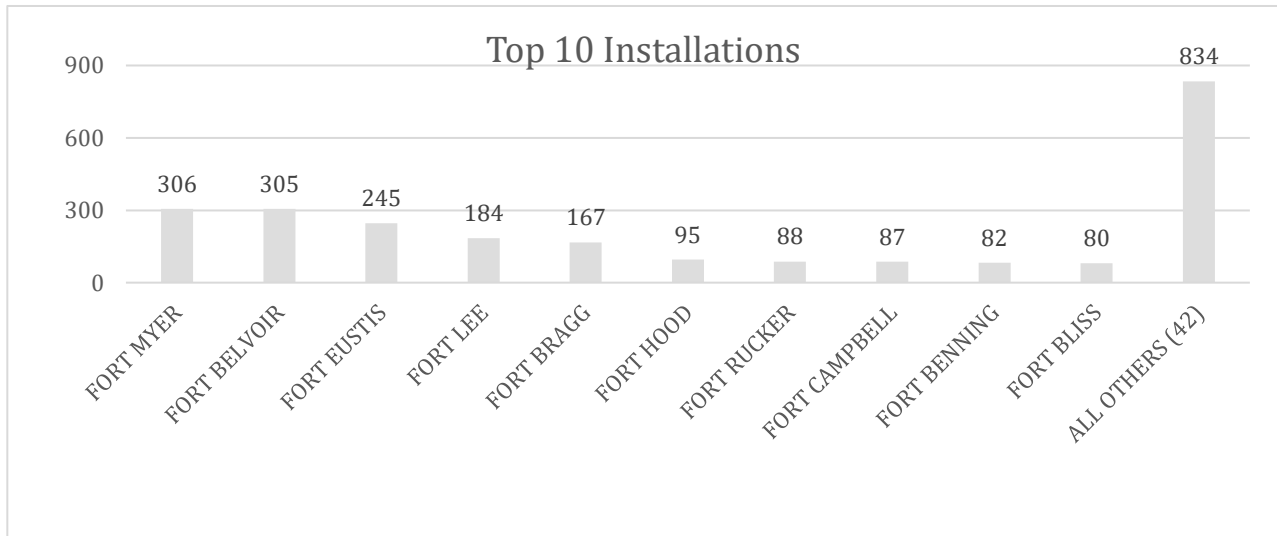
11 - Infantry	322
92 - Quartermaster	245
25 - Signal	198
88 - Transportation	183
35 - Intelligence	166



The above table and charts contain data extracted from the annual TRANSPROC report and is filtered to show Active Component Soldiers receiving either an Honorable or an Other than Honorable General Discharge. Some of the data in the above charts contain blank fields and may not reflect the Total number of Soldiers Transitioned to the state.

NORTHEAST

Information on Soldiers Transitioned to Virginia (2,473)



The above table and charts contain data extracted from the annual TRANSPROC report and is filtered to show Active Component Soldiers receiving either an Honorable or an Other than Honorable General Discharge. Some of the data in the above charts contain blank fields and may not reflect the Total number of Soldiers Transitioned to the state.

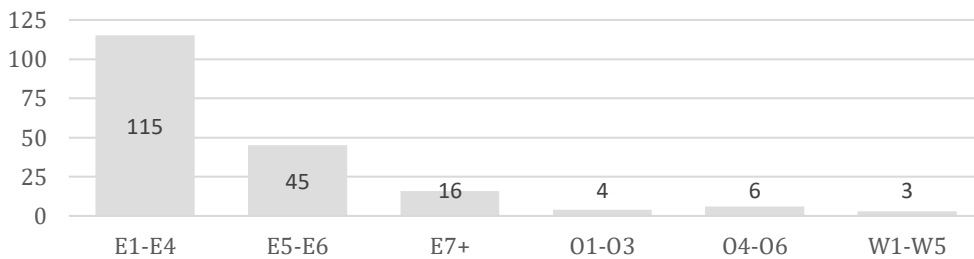
NORTHEAST

West Virginia

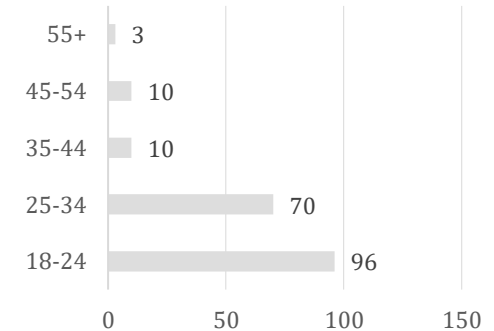
West Virginia

Total Army Records	56,395			
Total Soldiers Entered in WV	347			
Total from WV Staying in WV	77	Loss of 270 West Virginians		
Total Soldiers Transitioned to WV	189	Gain of 112 non-West Virginians		
Entered in WV (347)	Transitioned from a base in WV	0	Staying in WV	0
	N/A		Going to another state	0
	Transitioned from a base NOT in WV	347	Going to WV	77
			Going to another state	270
Did not enter in WV (56,048)	Transitioned from a base in WV	0	Staying in WV	0
			Going to another state	0
	Transitioned from a base NOT in WV	56,048	Going to WV	112
			Going to another state	55,936
			Total to West Virginia	189
		Total to another state	56,206	

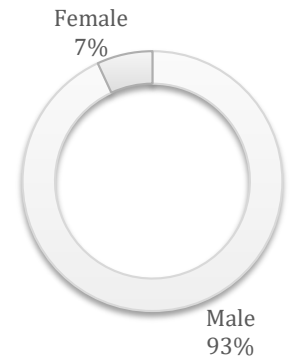
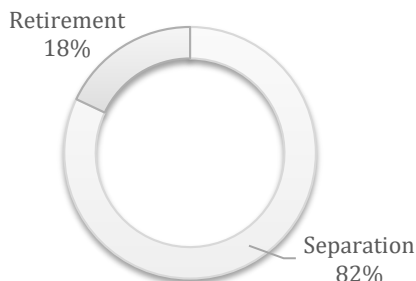
INFORMATION ON SOLDIERS TRANSITIONED TO WEST VIRGINIA (189)



AGE



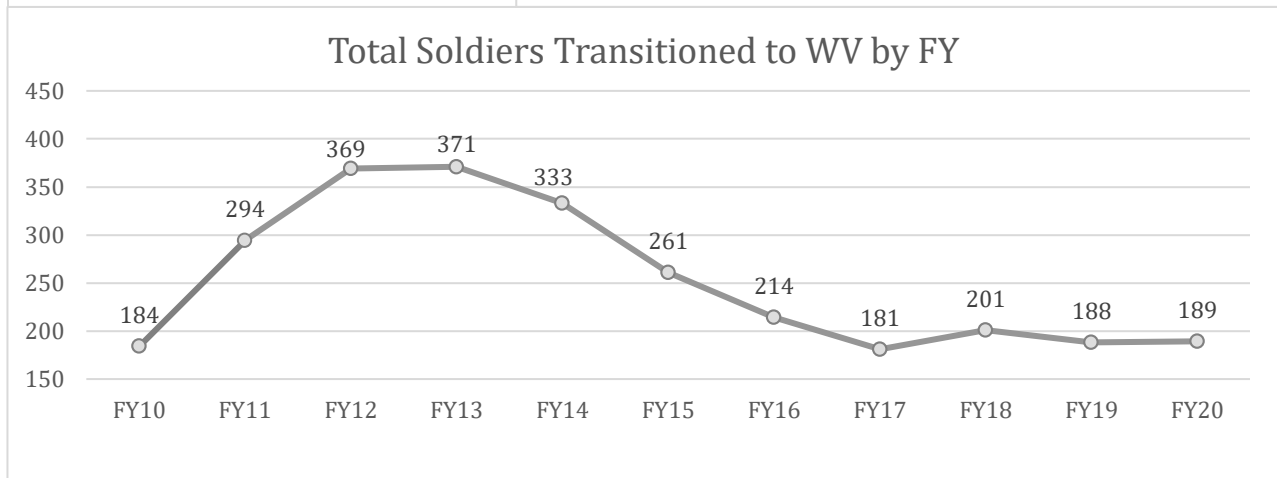
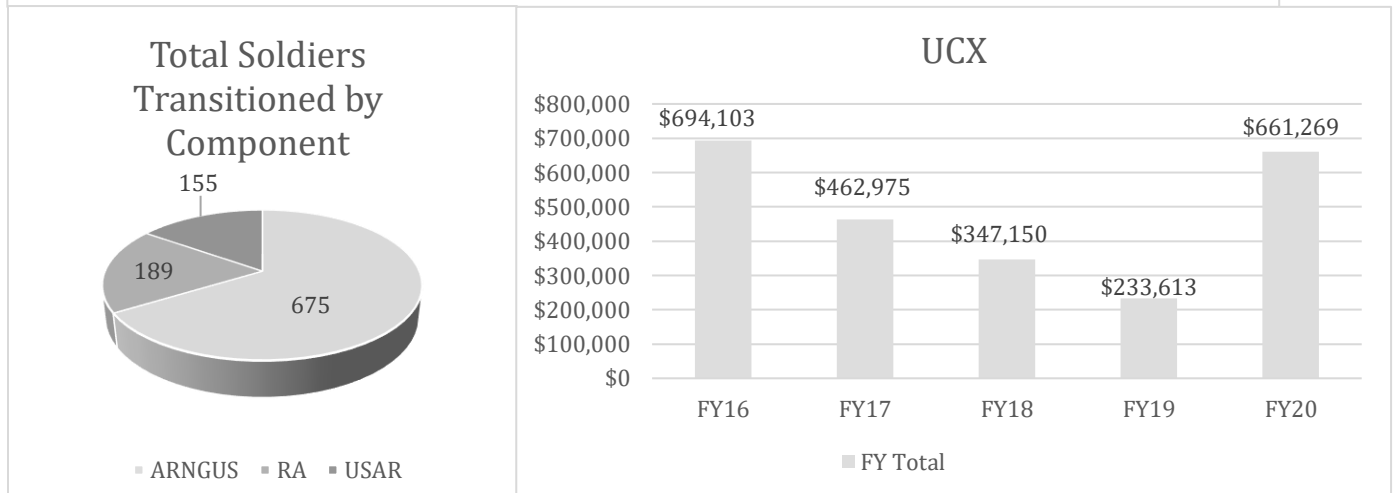
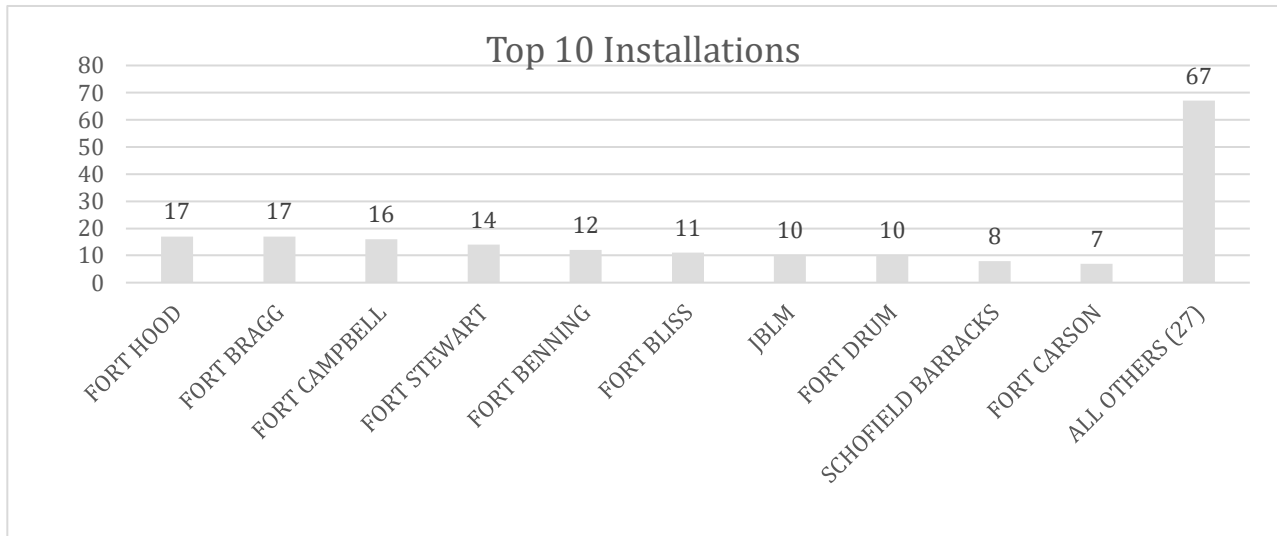
TOP 5 MOS SERIES



The above table and charts contain data extracted from the annual TRANSPROC report and is filtered to show Active Component Soldiers receiving either an Honorable or an Other than Honorable General Discharge. Some of the data in the above charts contain blank fields and may not reflect the Total number of Soldiers Transitioned to the state.

NORTHEAST

Information on Soldiers Transitioned to West Virginia (189)



The above table and charts contain data extracted from the annual TRANSPROC report and is filtered to show Active Component Soldiers receiving either an Honorable or an Other than Honorable General Discharge. Some of the data in the above charts contain blank fields and may not reflect the Total number of Soldiers Transitioned to the state.

CONTACTS

Contact Information

TANYA WRIGHT
RESEARCH ANALYST



Tel (703) 545-8242
Tanya.t.wright.ctr@mail.mil

JOSEPH PRESTIGIACOMO
SR. RESEARCH ANALYST



Tel (703) 545-8269
Joseph.v.prestigiacomo.ctr@mail.mil

Company Information

U.S. Army Soldier for Life
251 18th Street South, Arlington, VA 22202
Tel (703) 545-2637
Fax (703) 601-1240
soldierforlife.army.mil

