

SFL TRANSITION OVERVIEW PACKET- WEST

2021

Transitioning Soldier Overview

Joseph Prestigiacomo, Tanya Wright



TABLE OF CONTENTS

Contents

| | |
|--|----|
| Introduction _____ | 3 |
| Western Region _____ | 4 |
| Alaska _____ | 5 |
| Information on Soldiers Transitioned to Alaska (471) _____ | 7 |
| Arizona _____ | 8 |
| Information on Soldiers Transitioned to Arizona (1,188) _____ | 9 |
| California _____ | 10 |
| Information on Soldiers Transitioned to California (3,742) _____ | 11 |
| Colorado _____ | 12 |
| Information on Soldiers Transitioned to Colorado (2,195) _____ | 13 |
| Hawaii _____ | 14 |
| Information on Soldiers Transitioned to Hawaii (591) _____ | 15 |
| Idaho _____ | 16 |
| Information on Soldiers Transitioned to Idaho (272) _____ | 17 |
| Montana _____ | 18 |
| Information on Soldiers Transitioned to Montana (146) _____ | 19 |
| New Mexico _____ | 20 |
| Information on Soldiers Transitioned to New Mexico (320) _____ | 21 |
| Nevada _____ | 22 |
| Information on Soldiers Transitioned to Nevada (394) _____ | 23 |
| Oregon _____ | 24 |
| Information on Soldiers Transitioned to Oregon (426) _____ | 25 |
| Utah _____ | 26 |
| Information on Soldiers Transitioned to Utah (279) _____ | 27 |
| Washington _____ | 28 |
| Information on Soldiers Transitioned to Washington (2,159) _____ | 29 |

TABLE OF CONTENTS

| | |
|---------------------|----|
| Contact Information | 30 |
| Company Information | 30 |

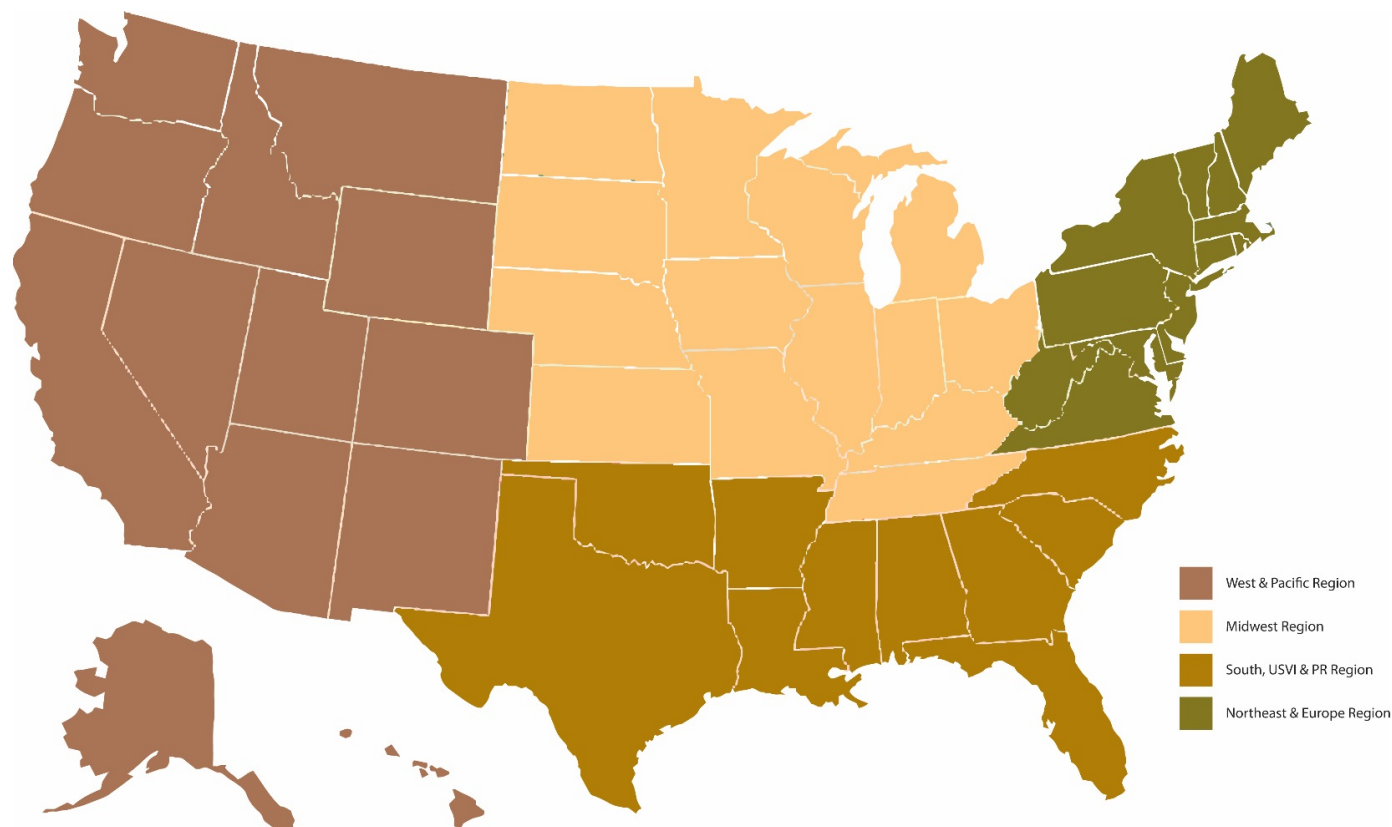
Introduction

SOLDIER FOR LIFE

Every year, roughly 62,000 Soldiers transition out of the Army*. In order to better serve this population, the Soldier for Life Analytics and Research team conducts a thorough investigation on the demographics of those that transitioned back into the civilian population, state by state. While we cannot know with exact certainty the number of Soldiers in our sampling that relocated to, or remained in, these areas, this is currently the best tool we have to speculate about the population and location for post service residency. In addition to assessing where Soldiers planned on residing after service, we simultaneously evaluated where they entered from. Each state overview is broken down by how many Soldiers entered service from that state, how many stated an intent to return/stay in that state, and how many non-state natives planned on making that state their home. The data are further

broken down by those individuals who transitioned from an installation within the state and those who transitioned from another state. Demographics are also provided on the bottom of each page for all Soldiers who planned on going to or staying in the state. All data presented in the following analysis is derived strictly from transitioned Soldiers' DD-214s, which is populated from the Army's TRANSPROC system. Data pulled spans the 2021 fiscal year (FY21).

It is important to note that this review may not include all states if there is a low sample size and less than 100 soldiers that transitioned to that state.



*Transition data only includes Soldiers within the Army's Active component and does account for National Guard or Reservists.

FY21 WEST

Western Region

Contact Information:

LTC Cassandra Owens

cassandra.m.owens.mil@army.mil



PAGE INTENTIONALLY LEFT BLANK

FY21 WEST

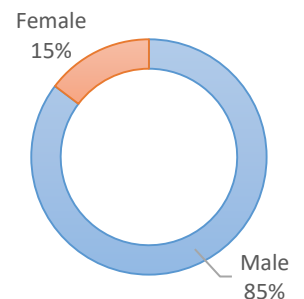
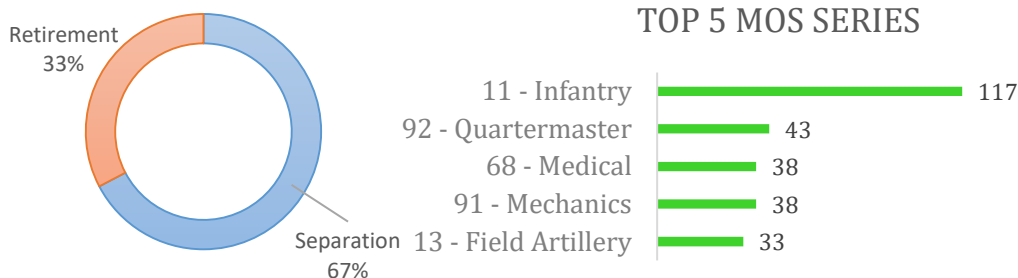
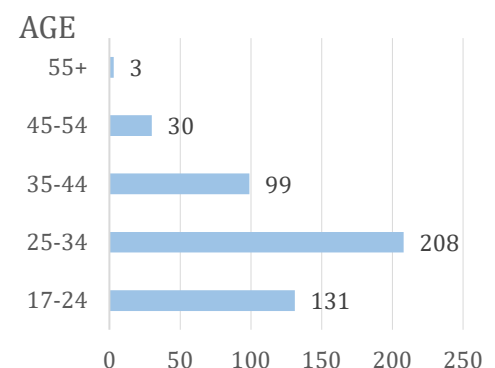
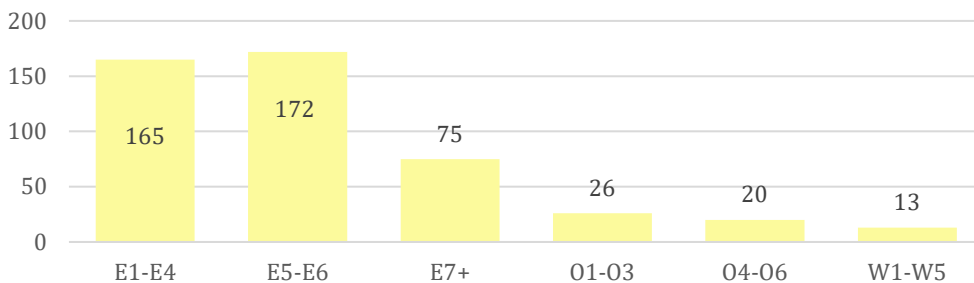
Alaska

Alaska

| | | |
|-----------------------------------|--------|--------------------------|
| Total Army Records | 55,247 | |
| Total Soldiers Entered in AK | 147 | |
| Total from AK staying in AK | 69 | Loss of 78 Alaskans |
| Total Soldiers Transitioned to AK | 471 | Gain of 402 non-Alaskans |

| | | | | | |
|-------------------------------------|------------------------------------|--------|-------------------------------|------------|---------------|
| Entered in AK (147) | Transitioned from a base in AK | 17 | Staying in AK | 12 | |
| | Fort Wainwright 9(6/3) | | Going to another state | | 5 |
| | JB ELMENDORF-RICHARDSON 8(6/2) | | | | |
| | Transitioned from a base NOT in AK | 130 | Going to AK | 57 | |
| | | | Going to another state | | 73 |
| Did not enter in AK (55,100) | Transitioned from a base in AK | 1,536 | Staying in AK | 325 | |
| | | | Going to another state | | 1,211 |
| | Transitioned from a base NOT in AK | 53,564 | Going to AK | 77 | |
| | | | Going to another state | | 53,487 |
| | | | Total to Alaska | 471 | |
| | | | Total to another state | | 54,776 |

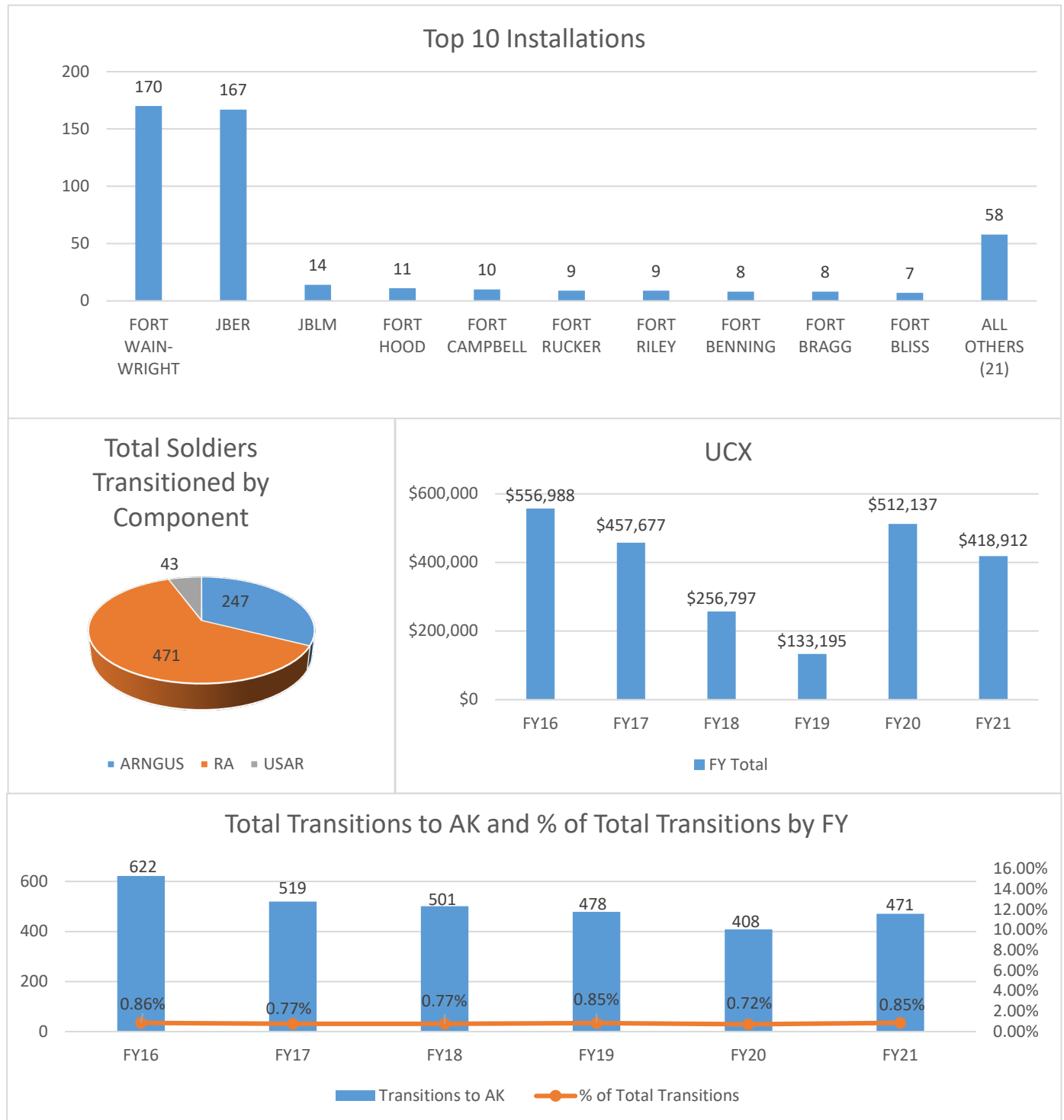
INFORMATION ON SOLDIERS TRANSITIONED TO ALASKA (471)



The above table and charts contain data extracted from the annual TRANSPROC report and is filtered to show Active Component Soldiers receiving either an Honorable or an Other than Honorable General Discharge. Some of the data in the above charts contain blank fields and may not reflect the Total number of Soldiers Transitioned to the state.

FY21 WEST

Information on Soldiers Transitioned to Alaska (471)



FY21 WEST

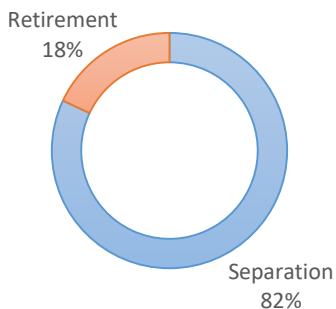
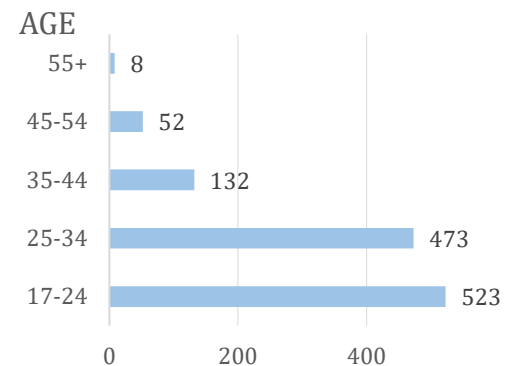
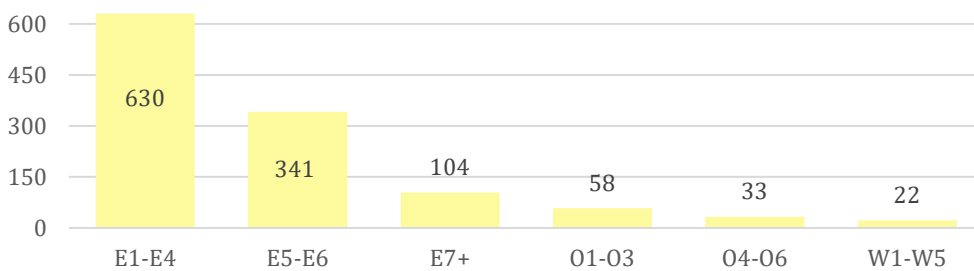
Arizona

Arizona

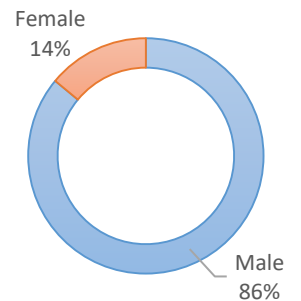
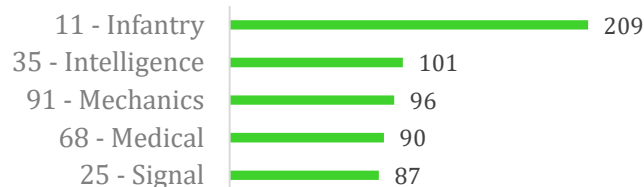
| | | |
|-----------------------------------|--------|---------------------------|
| Total Army Records | 55,247 | |
| Total Soldiers Entered in AZ | 1,333 | |
| Total from AZ staying in AZ | 765 | Loss of 568 Arizonans |
| Total Soldiers Transitioned to AZ | 1,188 | Gain of 423 non-Arizonans |

| | | | | | |
|-------------------------------------|------------------------------------|--------|-------------------------------|--------------|---------------|
| Entered in AZ (1,33) | Transitioned from a base in AZ | 29 | Staying in AZ | 28 | |
| | Fort Huachuca 29(28/1) | | Going to another state | | 1 |
| | Transitioned from a base NOT in AZ | 1,304 | Going to AZ | 737 | |
| | | | Going to another state | | 567 |
| Did not enter in AZ (53,914) | Transitioned from a base in AZ | 269 | Staying in AZ | 99 | |
| | | | Going to another state | | 170 |
| | Transitioned from a base NOT in AZ | 53,645 | Going to AZ | 324 | |
| | | | Going to another state | | 53,321 |
| | | | Total to Arizona | 1,188 | |
| | | | Total to another state | | 54,059 |

INFORMATION ON SOLDIERS TRANSITIONED TO ARIZONA (1,188)



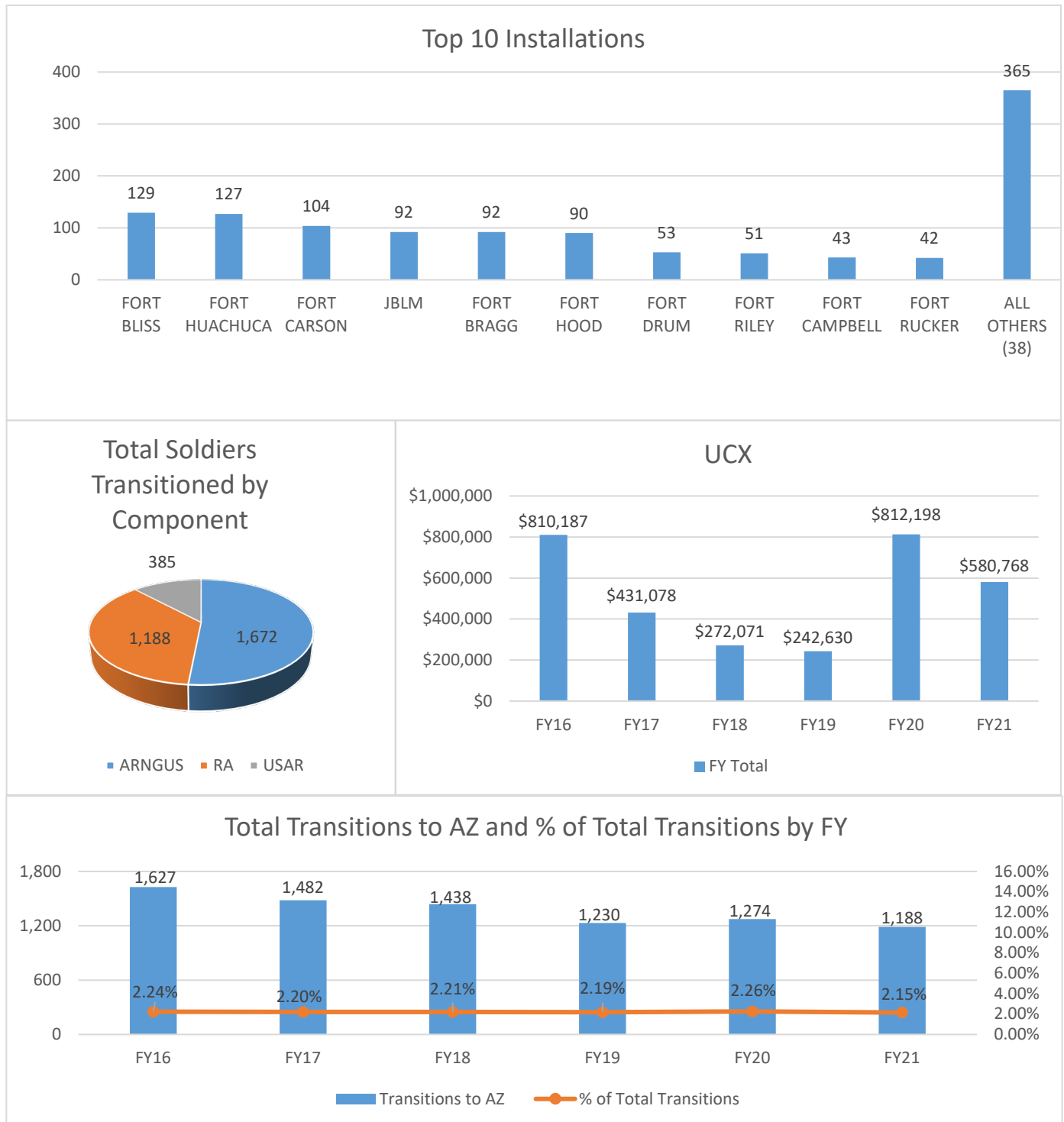
TOP 5 MOS SERIES



The above table and charts contain data extracted from the annual TRANSPROC report and is filtered to show Active Component Soldiers receiving either an Honorable or an Other than Honorable General Discharge. Some of the data in the above charts contain blank fields and may not reflect the Total number of Soldiers Transitioned to the state.

FY21 WEST

Information on Soldiers Transitioned to Arizona (1,188)



FY21 WEST

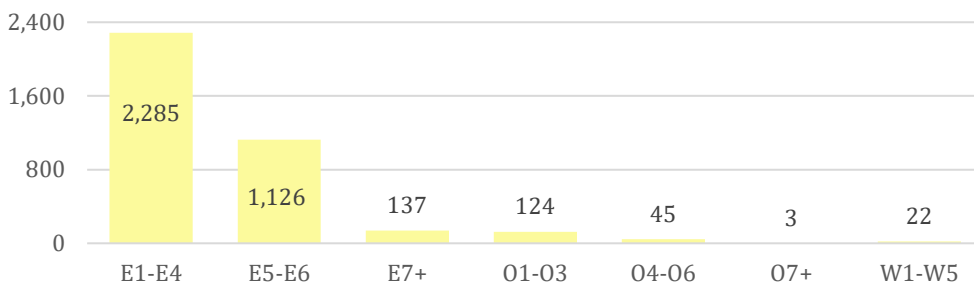
California

California

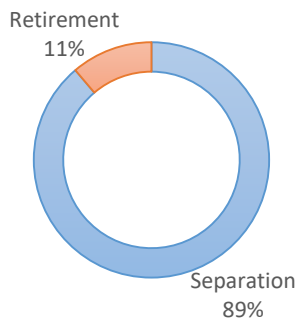
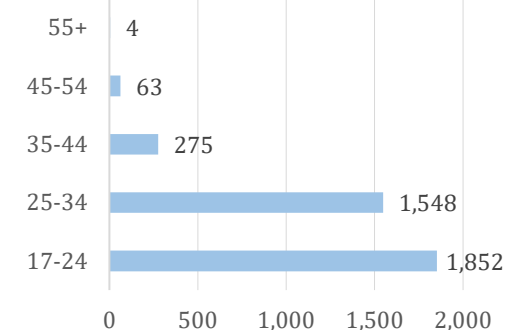
| | | |
|-----------------------------------|--------|------------------------------|
| Total Army Records | 55,247 | |
| Total Soldiers Entered in CA | 5,800 | |
| Total from CA staying in CA | 3,230 | Loss of 2,570 Californians |
| Total Soldiers Transitioned to CA | 3,724 | Gain of 512 non-Californians |

| | | | | | |
|-------------------------------------|------------------------------------|--------|-------------------------------|--------------|---------------|
| Entered in CA (5,800) | Transitioned from a base in CA | 224 | Staying in CA | 189 | |
| | Fort Irwin 201(168/33) | | Going to another state | | 35 |
| | Presidio of Monterey 23(21/2) | | | | |
| | Transitioned from a base NOT in CA | 5,576 | Going to CA | 3,041 | |
| | | | Going to another state | | 2,535 |
| Did not enter in CA (49,447) | Transitioned from a base in CA | 612 | Staying in CA | 109 | |
| | | | Going to another state | | 503 |
| | Transitioned from a base NOT in CA | 48,835 | Going to CA | 403 | |
| | | | Going to another state | | 48,432 |
| | | | Total to California | 3,742 | |
| | | | Total to another state | | 51,505 |

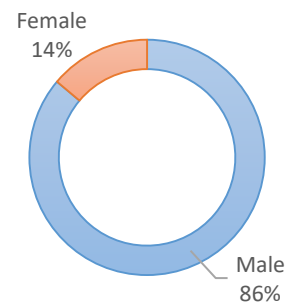
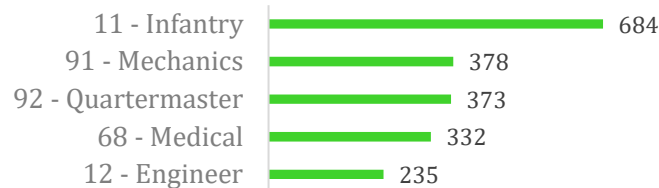
INFORMATION ON SOLDIERS TRANSITIONED TO CALIFORNIA (3,742)



AGE

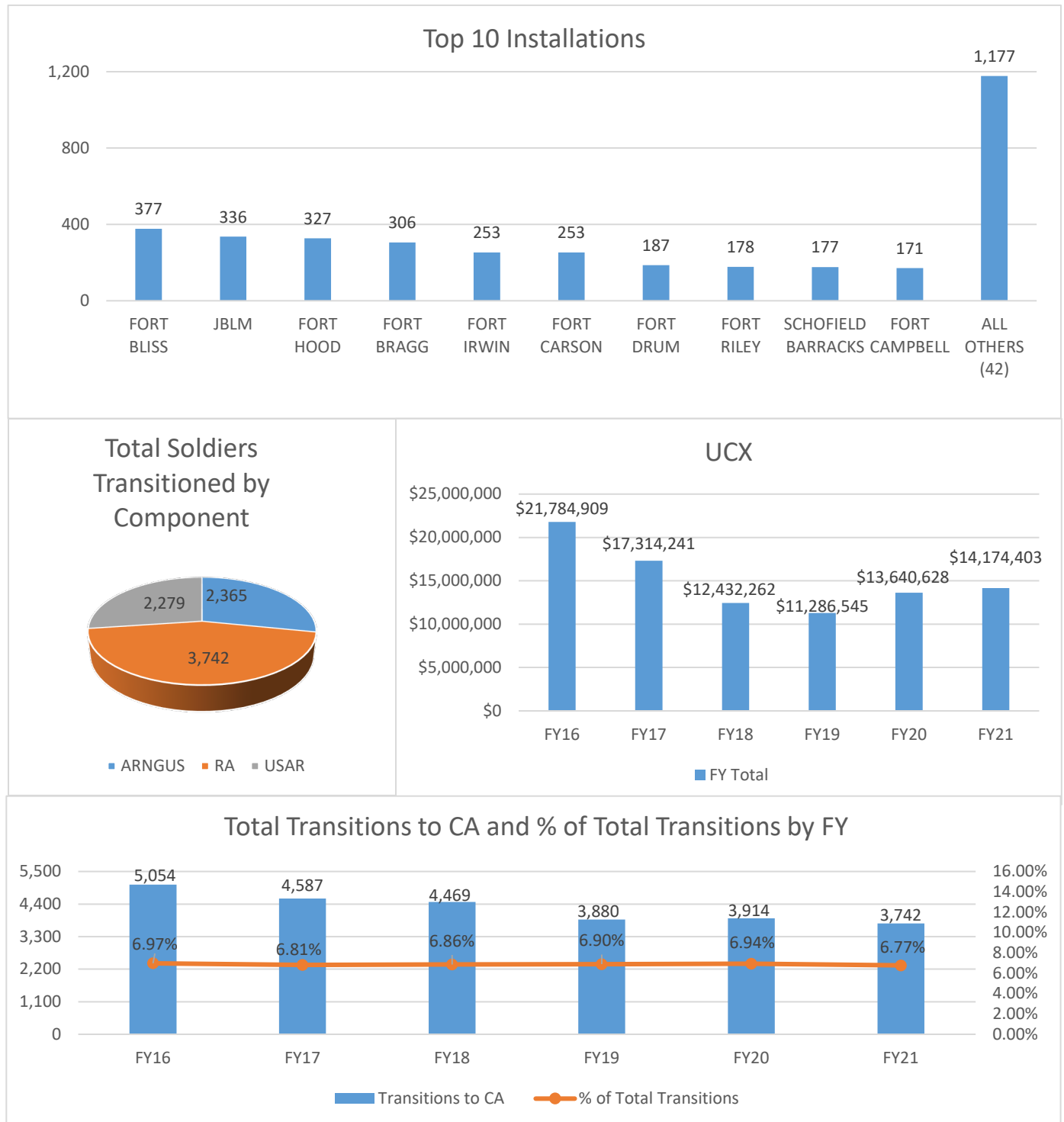


TOP 5 MOS SERIES



FY21 WEST

Information on Soldiers Transitioned to California (3,742)



FY21 WEST

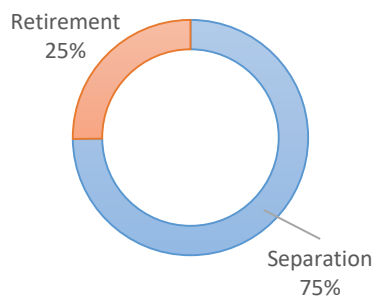
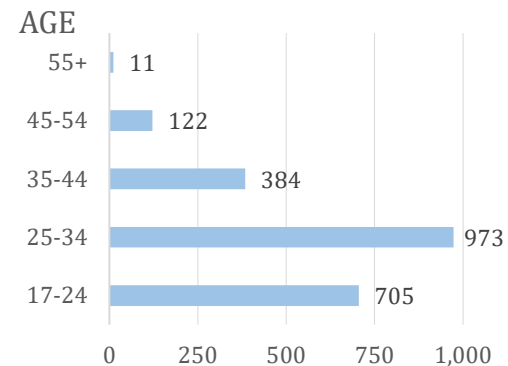
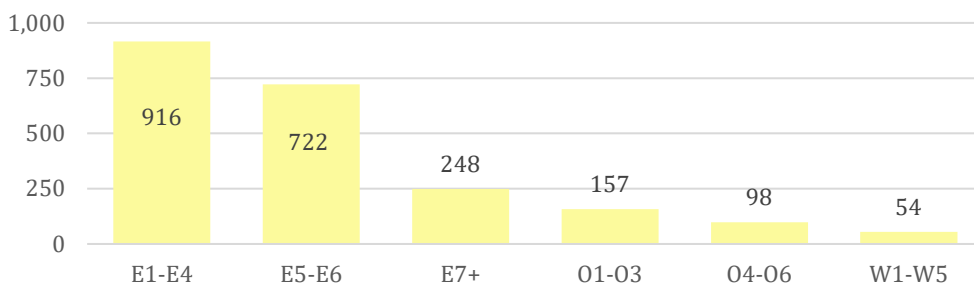
Colorado

Colorado

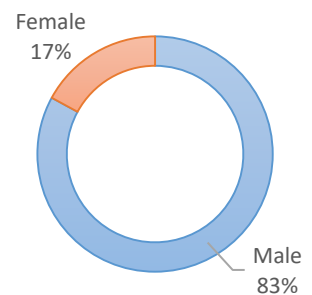
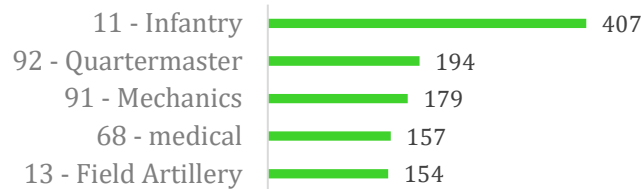
| | | |
|-----------------------------------|--------|------------------------------|
| Total Army Records | 55,247 | |
| Total Soldiers Entered in CO | 880 | |
| Total from CO staying in CO | 481 | Loss of 399 Coloradans |
| Total Soldiers Transitioned to CO | 2,195 | Gain of 1,714 non-Coloradans |

| | | | | | |
|-------------------------------------|------------------------------------|--------|-------------------------------|--------------|---------------|
| Entered in CO (880) | Transitioned from a base in CO | 175 | Staying in CO | 140 | |
| | Fort Carson 175(140/35) | | Going to another state | | 35 |
| | Transitioned from a base NOT in CO | 705 | Going to CO | 341 | |
| | | | Going to another state | | 364 |
| Did not enter in CO (54,367) | Transitioned from a base in CO | 3,623 | Staying in CO | 1,303 | |
| | | | Going to another state | | 2,320 |
| | Transitioned from a base NOT in CO | 50,744 | Going to CO | 411 | |
| | | | Going to another state | | 50,333 |
| | | | Total to Colorado | 2,195 | |
| | | | Total to another state | | 53,052 |

INFORMATION ON SOLDIERS TRANSITIONED TO COLORADO (2,195)

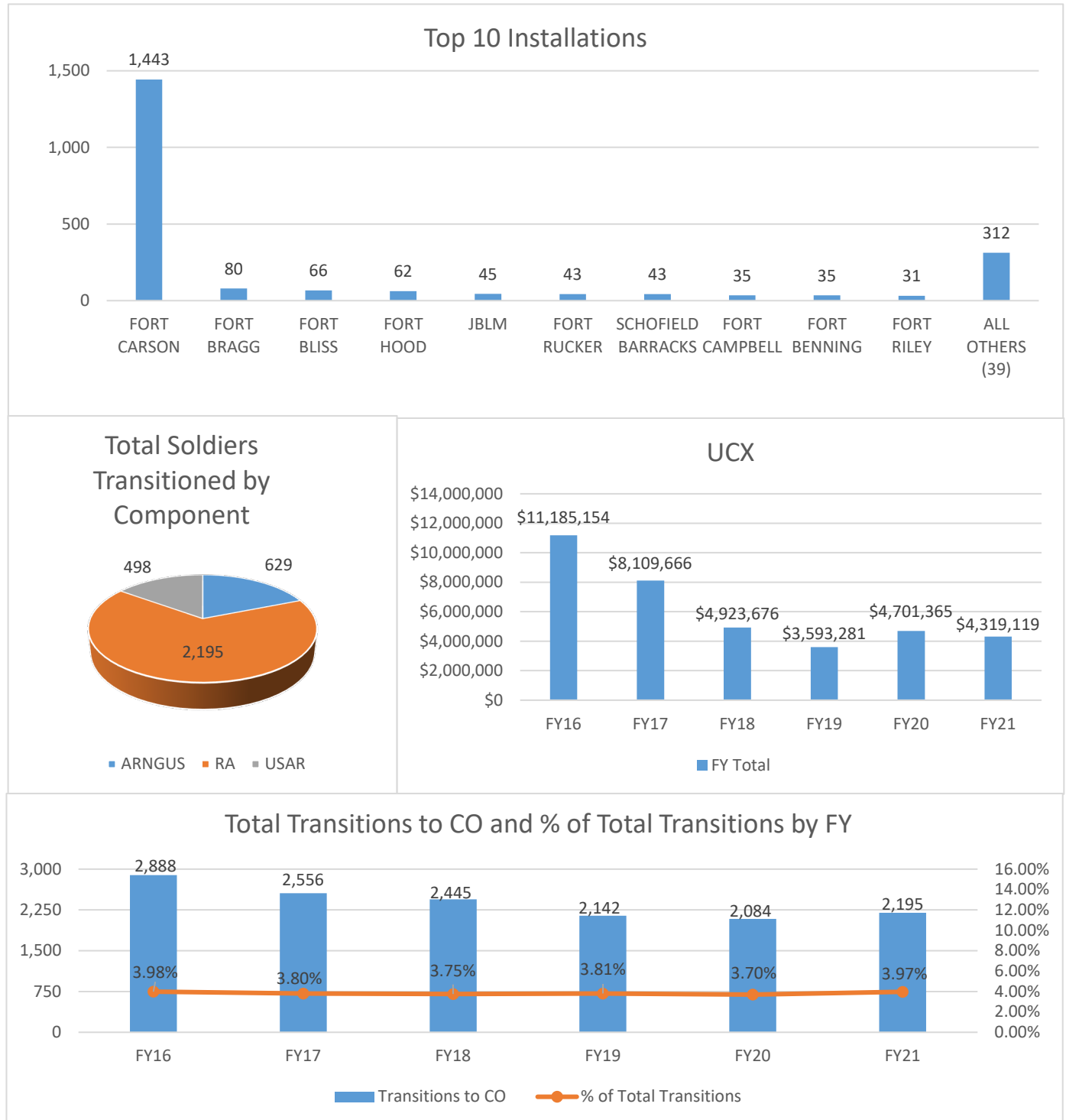


TOP 5 MOS SERIES



FY21 WEST

Information on Soldiers Transitioned to Colorado (2,195)



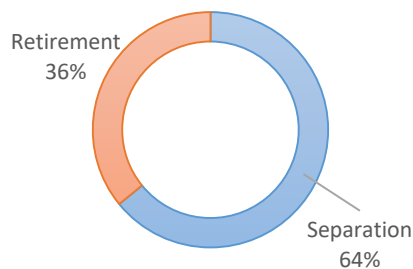
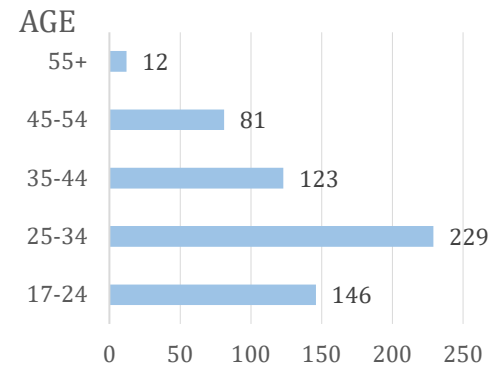
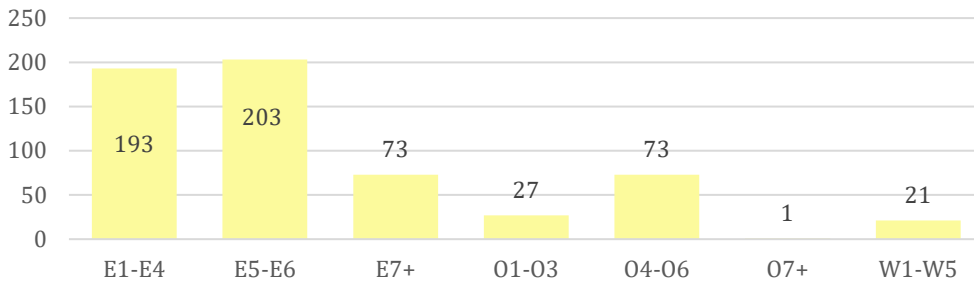
FY21 WEST

Hawaii

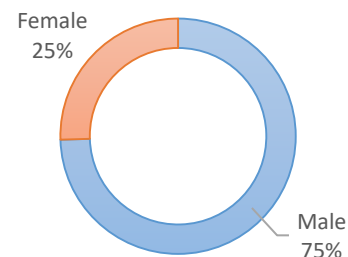
| | | |
|-----------------------------------|--------|---------------------------|
| Hawaii | | |
| Total Army Records | 55,247 | |
| Total Soldiers Entered in HI | 420 | |
| Total from HI staying in HI | 132 | Loss of 288 Hawaiians |
| Total Soldiers Transitioned to HI | 591 | Gain of 459 non-Hawaiians |

| | | | | | |
|-------------------------------------|------------------------------------|--------|-------------------------------|------------|---------------|
| Entered in HI (420) | Transitioned from a base in HI | 49 | Staying in HI | 31 | |
| | Schofield Barracks 49(31/18) | | Going to another state | | 18 |
| | Transitioned from a base NOT in HI | 371 | Going to HI | 101 | |
| | | | Going to another state | | 270 |
| Did not enter in HI (54,827) | Transitioned from a base in HI | 2,011 | Staying in HI | 356 | |
| | | | Going to another state | | 1,655 |
| | Transitioned from a base NOT in HI | 52,816 | Going to HI | 103 | |
| | | | Going to another state | | 52,713 |
| | | | Total to Hawaii | 591 | |
| | | | Total to another state | | 54,656 |

INFORMATION ON SOLDIERS TRANSITIONED TO HAWAII (591)

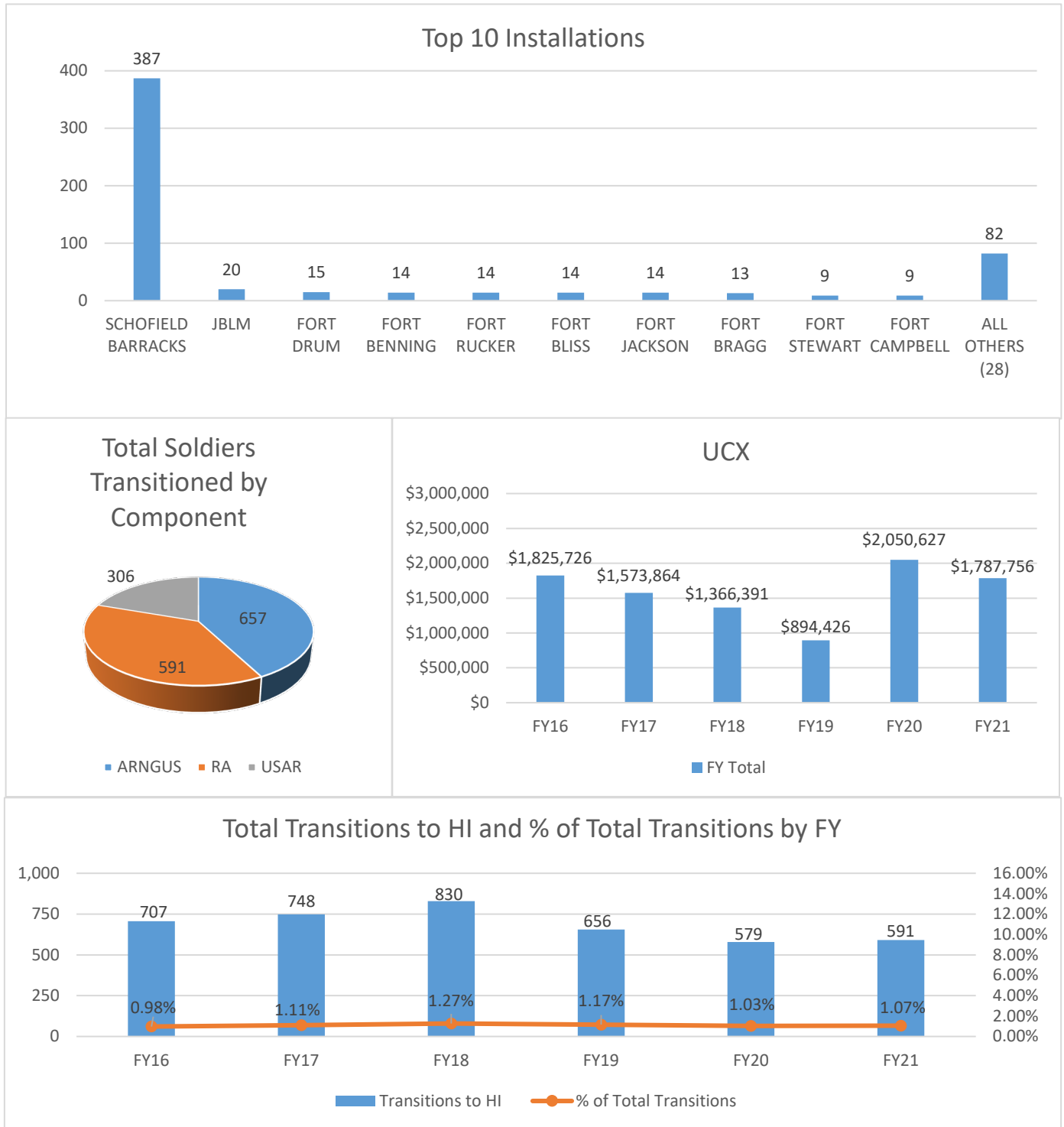


TOP 5 MOS SERIES



FY21 WEST

Information on Soldiers Transitioned to Hawaii (591)



FY21 WEST

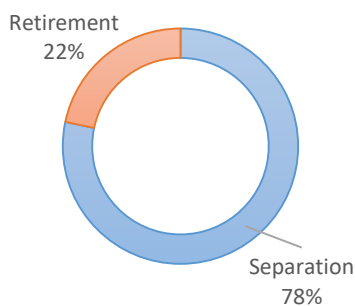
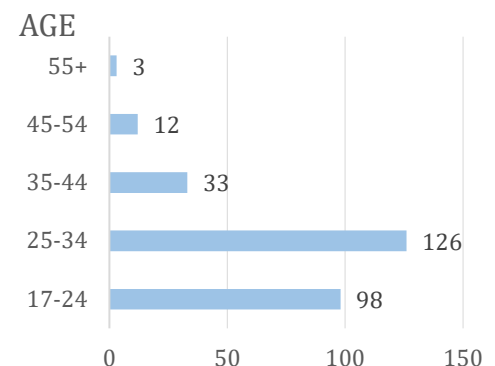
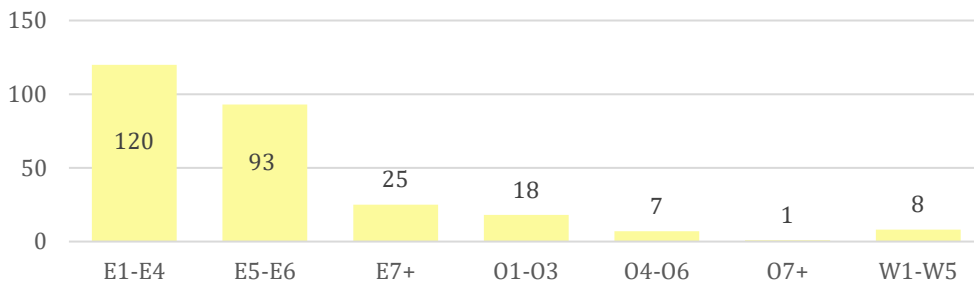
Idaho

Idaho

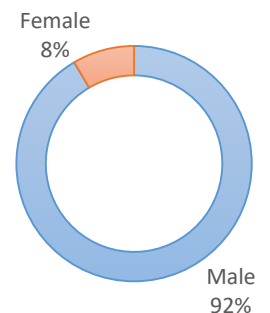
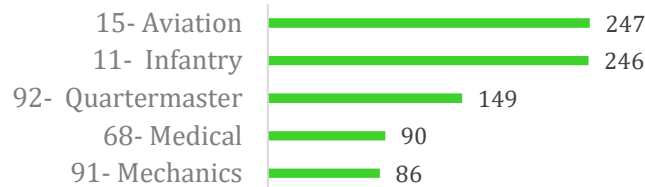
| | | |
|-----------------------------------|--------|--------------------------|
| Total Army Records | 55,247 | |
| Total Soldiers Entered in ID | 261 | |
| Total from ID staying in ID | 132 | Loss of 129 Idahoans |
| Total Soldiers Transitioned to ID | 272 | Gain of 140 non-Idahoans |

| | | | | | |
|-------------------------------------|------------------------------------|--------|-------------------------------|------------|---------------|
| Entered in ID (261) | Transitioned from a base in ID | 0 | Staying in ID | 0 | |
| | N/A | | Going to another state | | 0 |
| | Transitioned from a base NOT in ID | 261 | Going to ID | 132 | |
| | | | Going to another state | | 129 |
| Did not enter in ID (54,986) | Transitioned from a base in ID | 0 | Staying in ID | 0 | |
| | | | Going to another state | | 0 |
| | Transitioned from a base NOT in ID | 54,986 | Going to ID | 140 | |
| | | | Going to another state | | 54,846 |
| | | | Total to Idaho | 272 | |
| | | | Total to another state | | 54,975 |

INFORMATION ON SOLDIERS TRANSITIONED TO IDAHO (272)

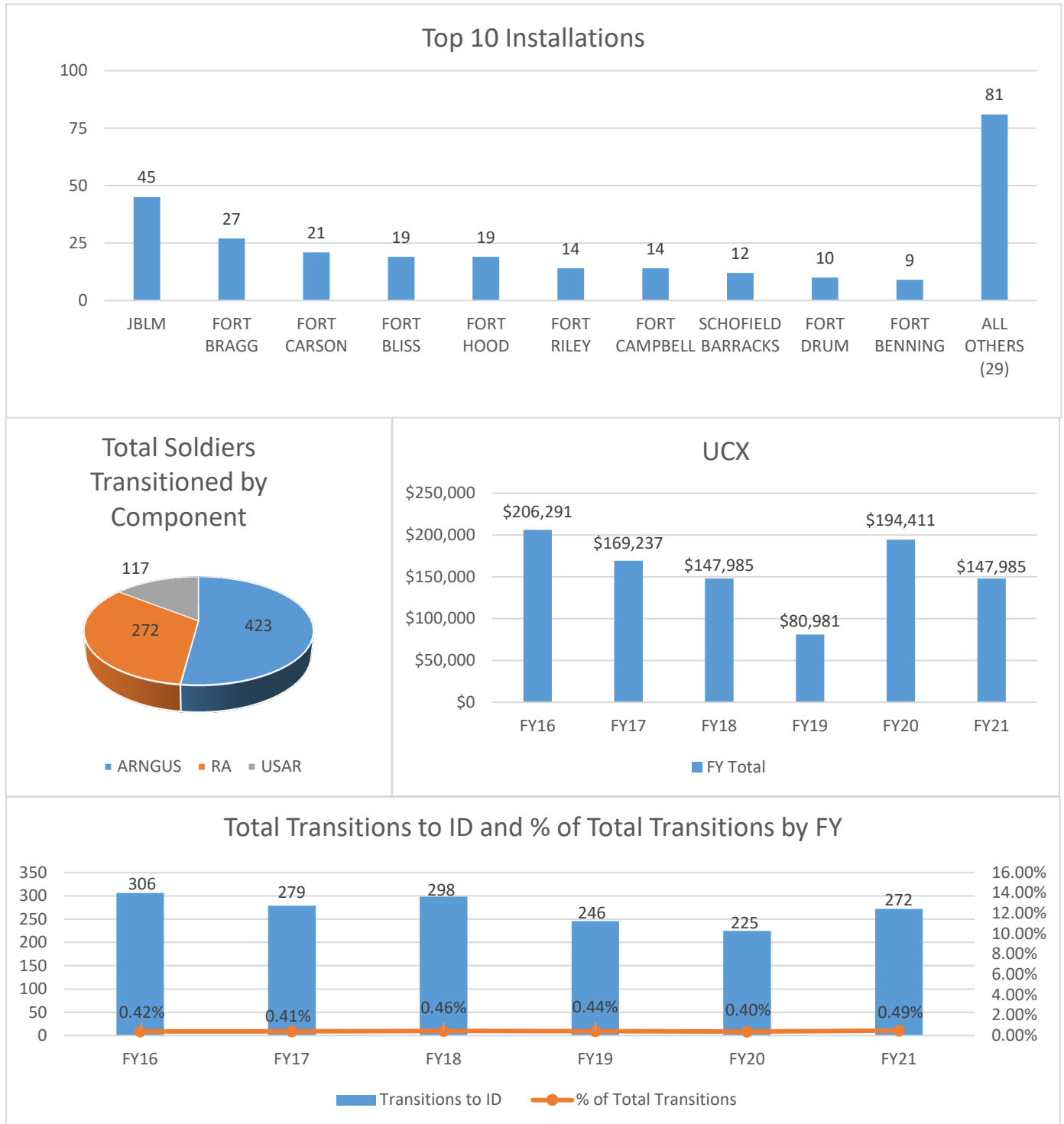


TOP 5 MOS SERIES



FY21 WEST

Information on Soldiers Transitioned to Idaho (272)



FY21 WEST

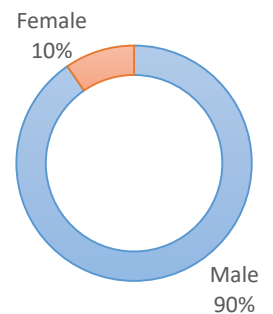
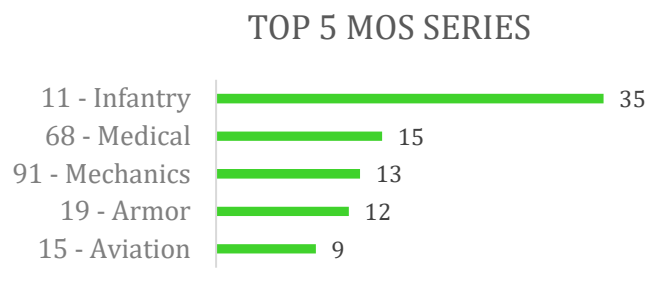
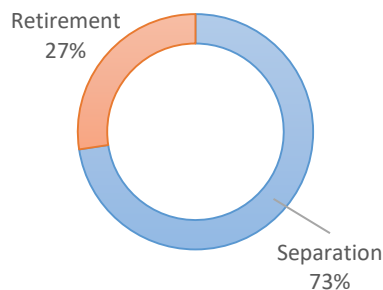
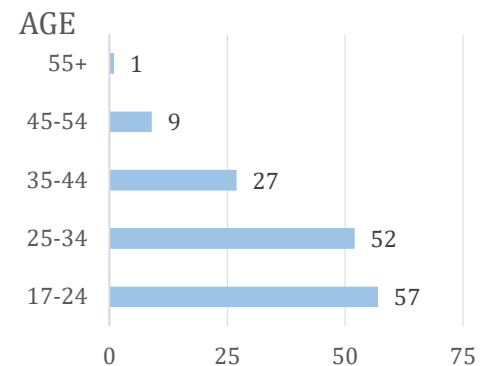
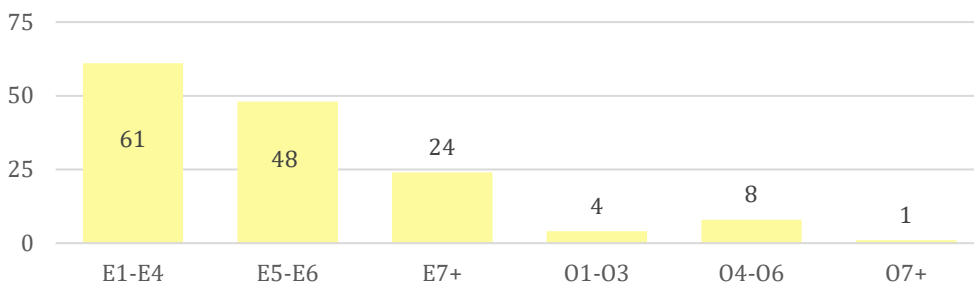
Montana

Montana

| | | |
|-----------------------------------|--------|--------------------------|
| Total Army Records | 55,247 | |
| Total Soldiers Entered in MT | 239 | |
| Total from MT staying in MT | 100 | Loss of 139 Montanans |
| Total Soldiers Transitioned to MT | 146 | Gain of 46 non-Montanans |

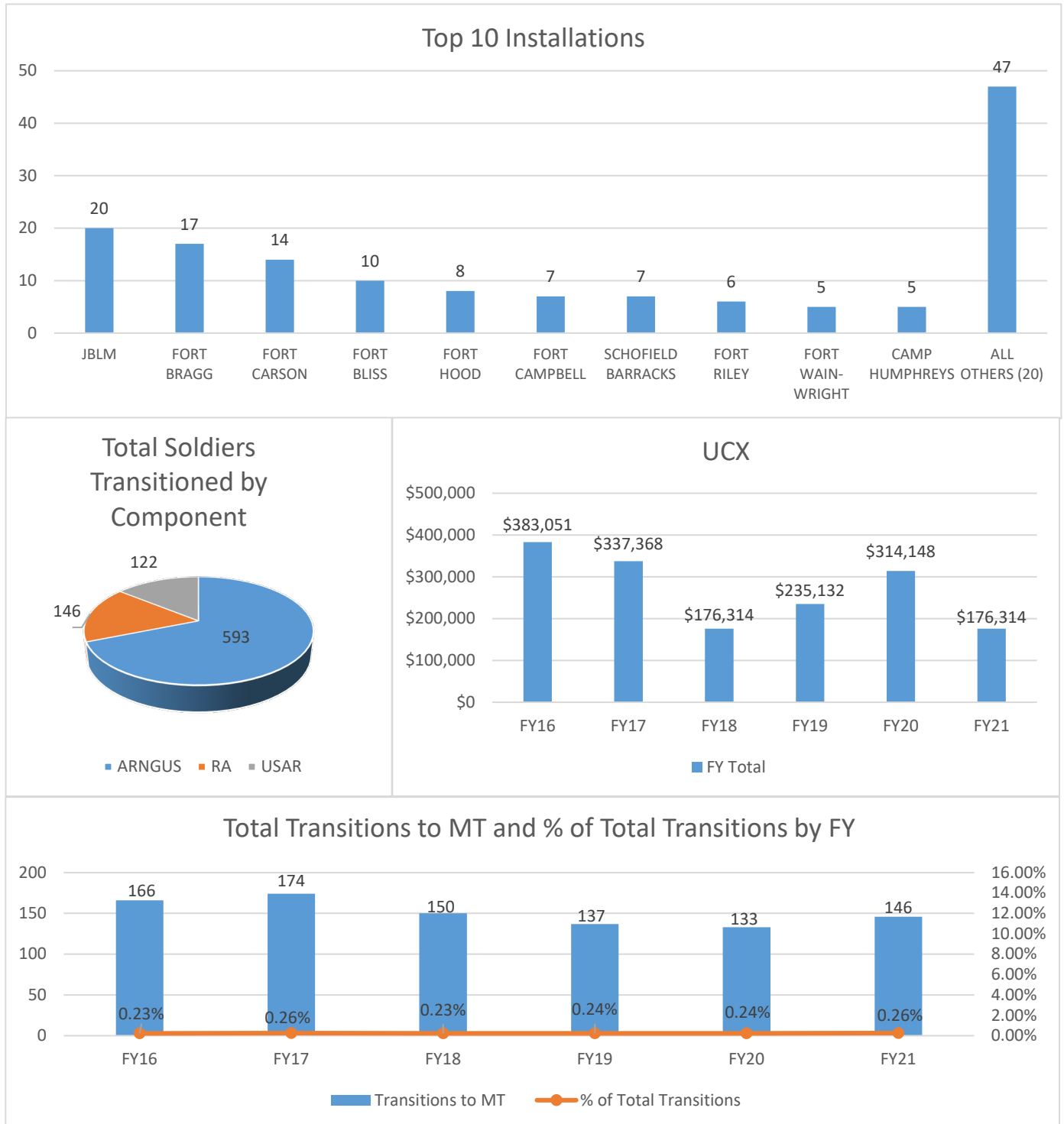
| | | | | | |
|-------------------------------------|------------------------------------|--------|-------------------------------|------------|---------------|
| Entered in MT (239) | Transitioned from a base in MT | 0 | Staying in MT | 0 | |
| | N/A | | Going to another state | | 0 |
| | Transitioned from a base NOT in MT | 100 | Going to MT | 78 | |
| | | | Going to another state | | 139 |
| Did not enter in MT (55,008) | Transitioned from a base in MT | 0 | Staying in MT | 0 | |
| | | | Going to another state | | 0 |
| | Transitioned from a base NOT in MT | 55,008 | Going to MT | 46 | |
| | | | Going to another state | | 54,962 |
| | | | Total to Montana | 146 | |
| | | | Total to another state | | 55,101 |

INFORMATION ON SOLDIERS TRANSITIONED TO MONTANA (146)



FY21 WEST

Information on Soldiers Transitioned to Montana (146)



The above table and charts contain data extracted from the annual TRANSPROC report and is filtered to show Active Component Soldiers receiving either an Honorable or an Other than Honorable General Discharge. Some of the data in the above charts contain blank fields and may not reflect the Total number of Soldiers Transitioned to the state.

FY21 WEST

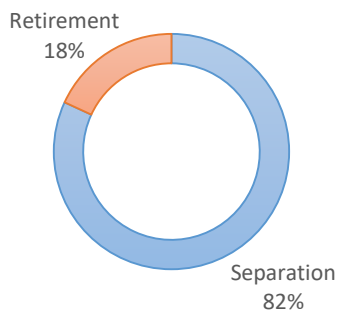
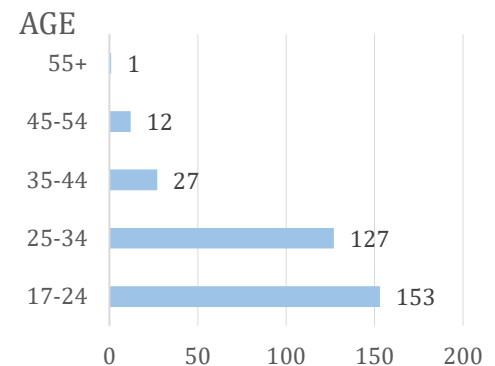
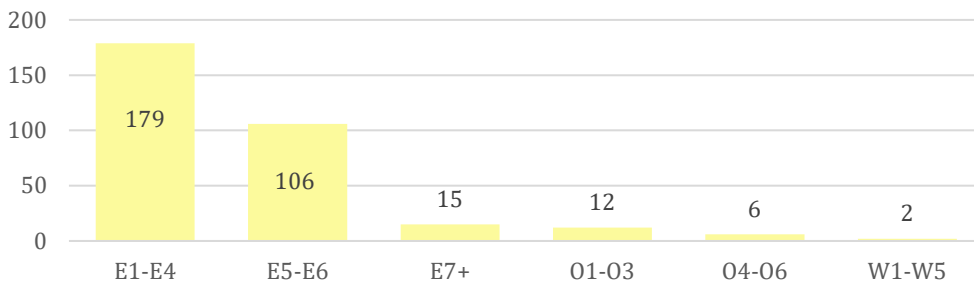
New Mexico

New Mexico

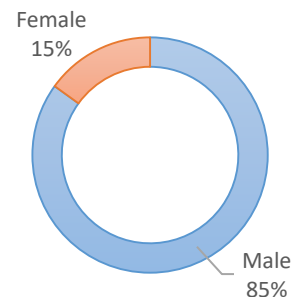
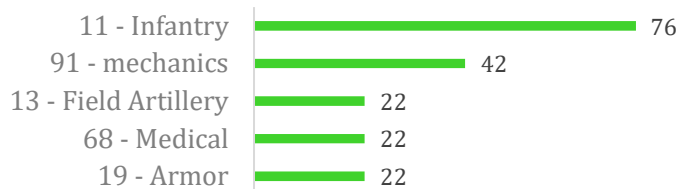
| | | |
|-----------------------------------|--------|------------------------------|
| Total Army Records | 55,247 | |
| Total Soldiers Entered in NM | 305 | |
| Total from NM staying in NM | 160 | Loss of 145 New Mexicans |
| Total Soldiers Transitioned to NM | 320 | Gain of 160 non-New Mexicans |

| | | | | | |
|-------------------------------------|------------------------------------|--------|-------------------------------|------------|---------------|
| Entered in NM (305) | Transitioned from a base in NM | 0 | Staying in NM | 0 | |
| | N/A | | Going to another state | | 0 |
| | Transitioned from a base NOT in NM | 160 | Going to NM | 160 | |
| | | | Going to another state | | 145 |
| Did not enter in NM (54,942) | Transitioned from a base in NM | 0 | Staying in NM | 0 | |
| | | | Going to another state | | 0 |
| | Transitioned from a base NOT in NM | 54,492 | Going to NM | 160 | |
| | | | Going to another state | | 54,782 |
| | | | Total to New Mexico | 320 | |
| | | | Total to another state | | 54,927 |

INFORMATION ON SOLDIERS TRANSITIONED TO NEW MEXICO (320)



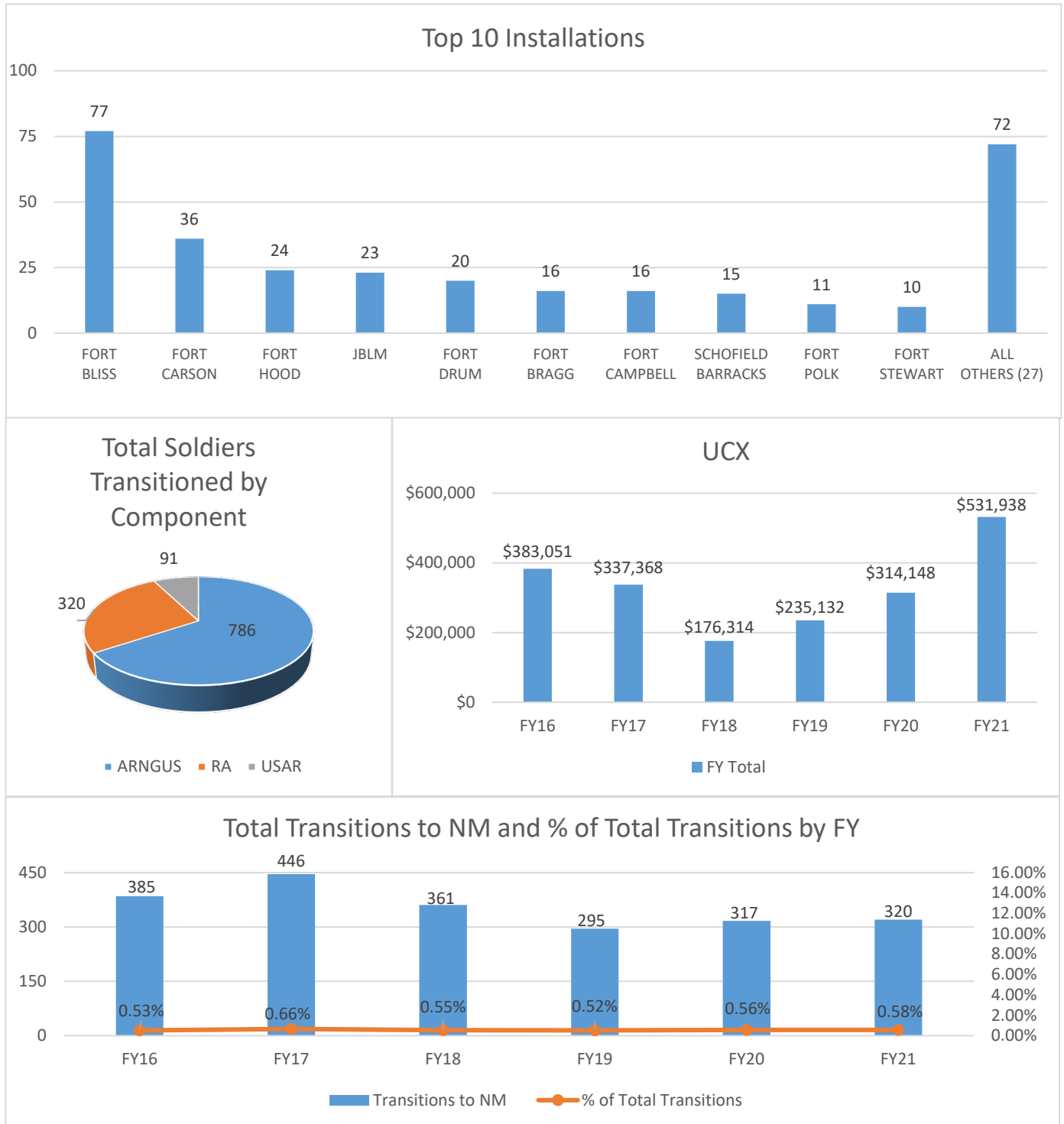
TOP 5 MOS SERIES



The above table and charts contain data extracted from the annual TRANSPROC report and is filtered to show Active Component Soldiers receiving either an Honorable or an Other than Honorable General Discharge. Some of the data in the above charts contain blank fields and may not reflect the Total number of Soldiers Transitioned to the state.

FY21 WEST

Information on Soldiers Transitioned to New Mexico (320)



The above table and charts contain data extracted from the annual TRANSPROC report and is filtered to show Active Component Soldiers receiving either an Honorable or an Other than Honorable General Discharge. Some of the data in the above charts contain blank fields and may not reflect the Total number of Soldiers Transitioned to the state.

FY21 WEST

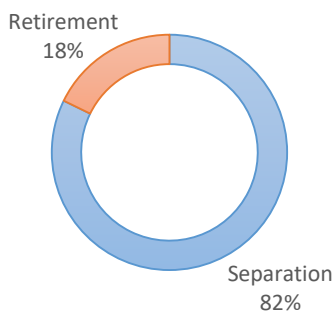
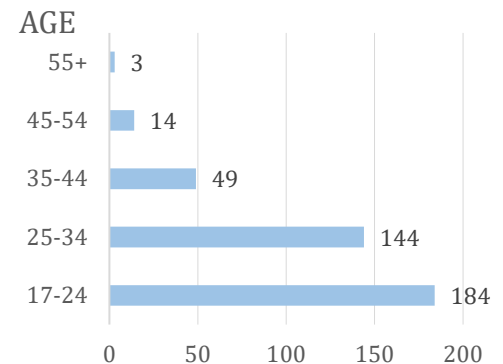
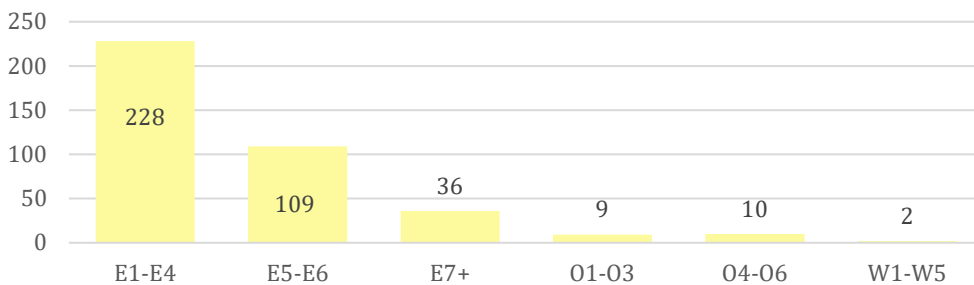
Nevada

Nevada

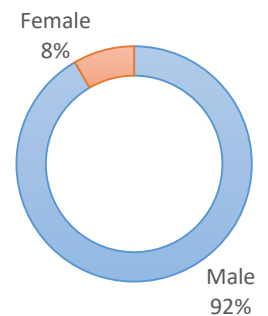
| | | |
|-----------------------------------|--------|--------------------------|
| Total Army Records | 55,247 | |
| Total Soldiers Entered in NV | 188 | |
| Total from NV staying in NV | 113 | Loss of 75 Nevadans |
| Total Soldiers Transitioned to NV | 394 | Gain of 281 non-Nevadans |

| | | | | | |
|-------------------------------------|------------------------------------|--------|-------------------------------|------------|---------------|
| Entered in NV (188) | Transitioned from a base in NV | 0 | Staying in NV | 0 | |
| | N/A | | Going to another state | | 0 |
| | Transitioned from a base NOT in NV | 188 | Going to NV | 113 | |
| | | | Going to another state | | 75 |
| Did not enter in NV (55,059) | Transitioned from a base in NV | 0 | Staying in NV | 0 | |
| | | | Going to another state | | 0 |
| | Transitioned from a base NOT in NV | 55,059 | Going to NV | 281 | |
| | | | Going to another state | | 54,778 |
| | | | Total to Nevada | 394 | |
| | | | Total to another state | | 54,843 |

INFORMATION ON SOLDIERS TRANSITIONED TO NEVADA (394)



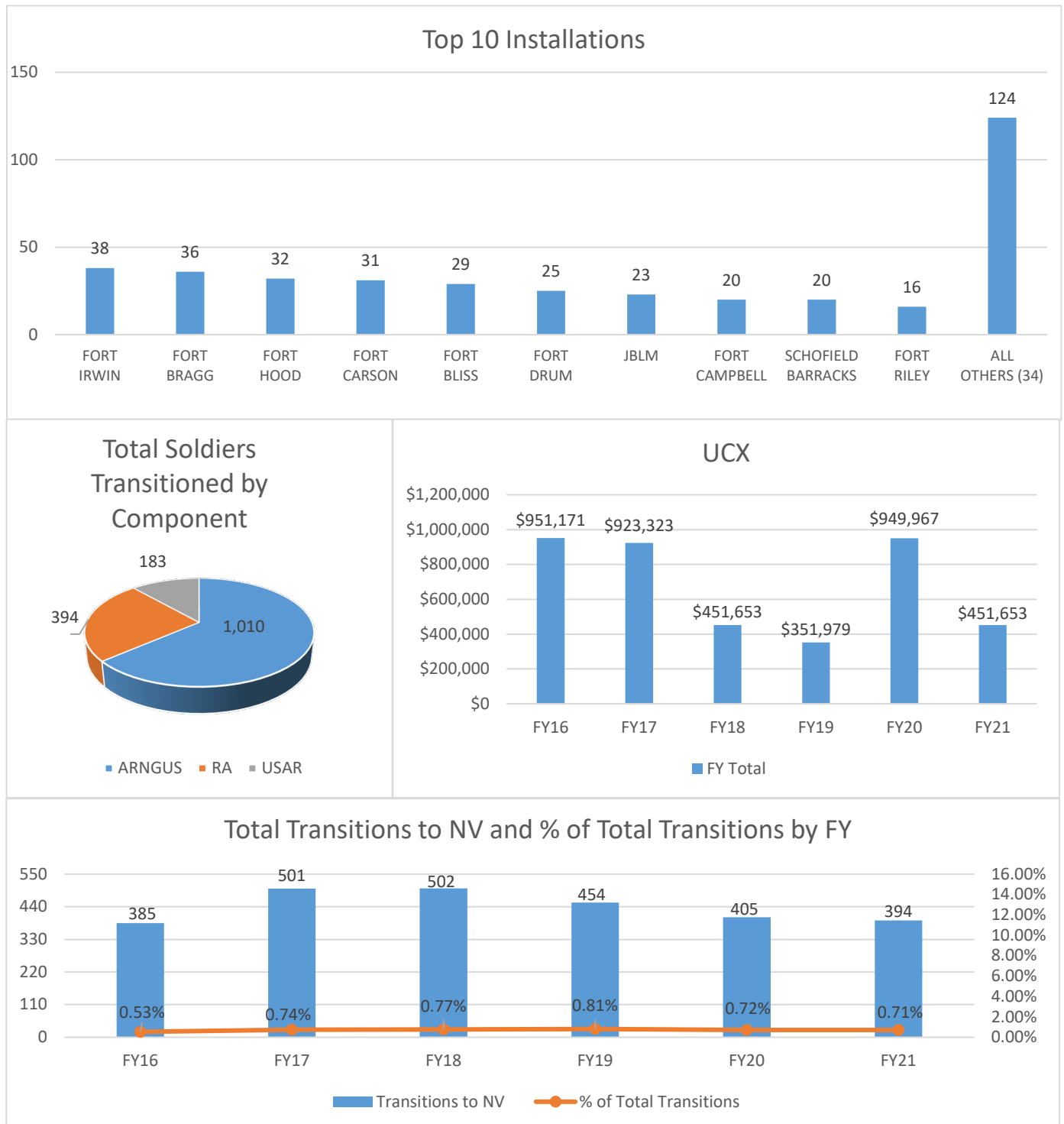
TOP 5 MOS SERIES



The above table and charts contain data extracted from the annual TRANSPROC report and is filtered to show Active Component Soldiers receiving either an Honorable or an Other than Honorable General Discharge. Some of the data in the above charts contain blank fields and may not reflect the Total number of Soldiers Transitioned to the state.

FY21 WEST

Information on Soldiers Transitioned to Nevada (394)



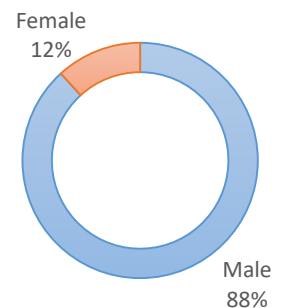
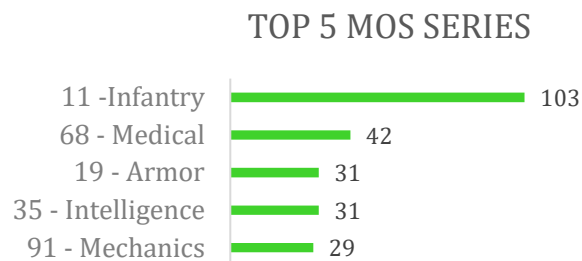
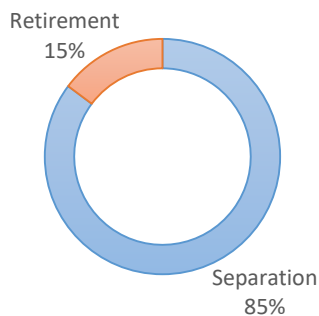
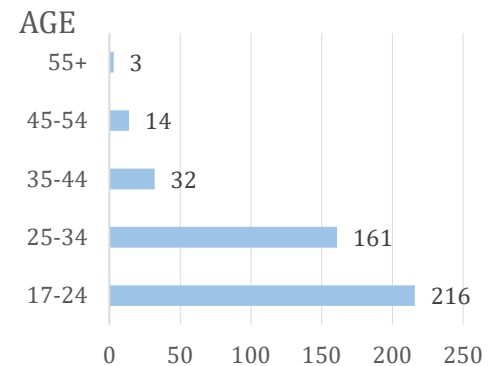
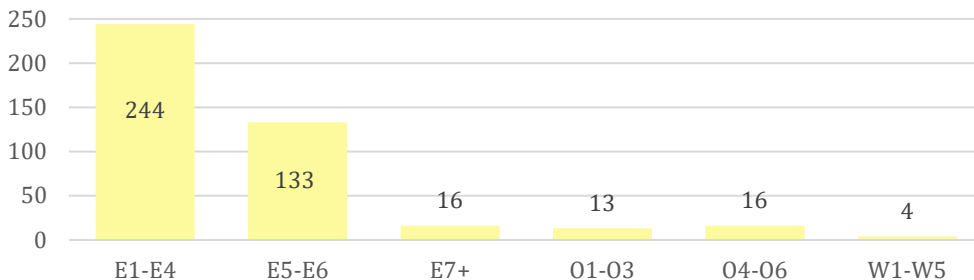
FY21 WEST

Oregon

| | | |
|-----------------------------------|--------|----------------------------|
| Oregon | | |
| Total Army Records | 55,247 | |
| Total Soldiers Entered in OR | 667 | |
| Total from OR staying in OR | 272 | Loss of 395 Oregonians |
| Total Soldiers Transitioned to OR | 426 | Gain of 154 non-Oregonians |

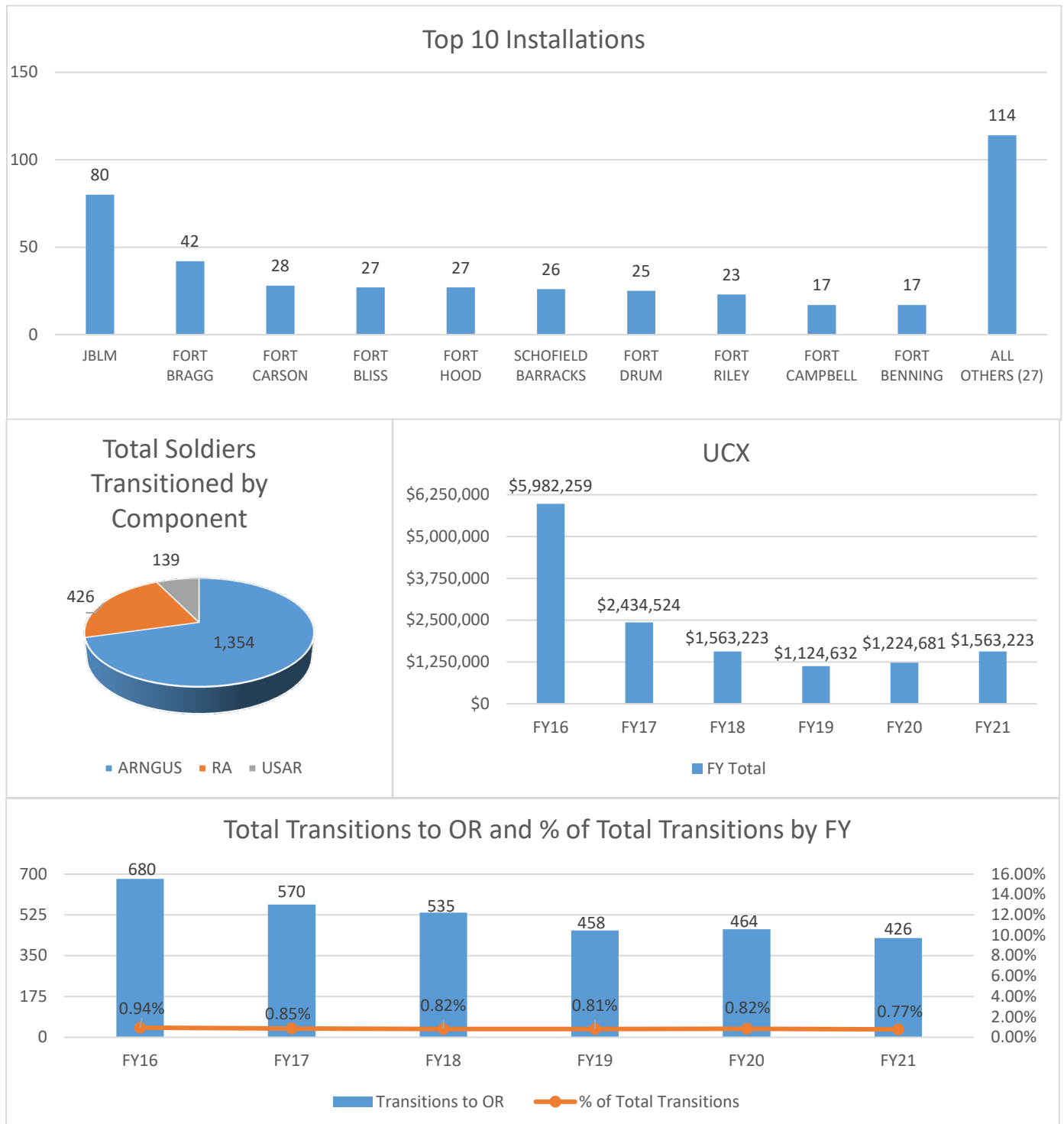
| | | | | | |
|-------------------------------------|------------------------------------|--------|-------------------------------|------------|---------------|
| Entered in OR (667) | Transitioned from a base in OR | 0 | Staying in OR | 0 | |
| | N/A | | Going to another state | | 0 |
| | Transitioned from a base NOT in OR | 667 | Going to OR | 272 | |
| | | | Going to another state | | 395 |
| Did not enter in OR (54,580) | Transitioned from a base in OR | 0 | Staying in OR | 0 | |
| | | | Going to another state | | 0 |
| | Transitioned from a base NOT in OR | 54,580 | Going to OR | 154 | |
| | | | Going to another state | | 54,426 |
| | | | Total to Oregon | 426 | |
| | | | Total to another state | | 54,821 |

INFORMATION ON SOLDIERS TRANSITIONED TO OREGON (426)



FY21 WEST

Information on Soldiers Transitioned to Oregon (426)



FY21 WEST

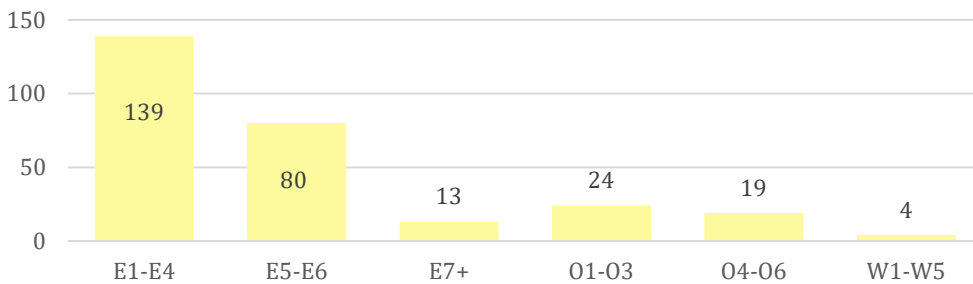
Utah

Utah

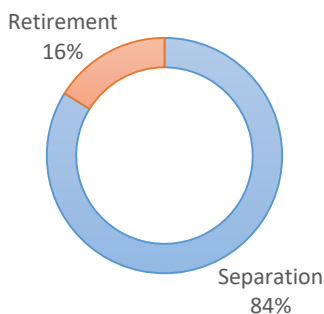
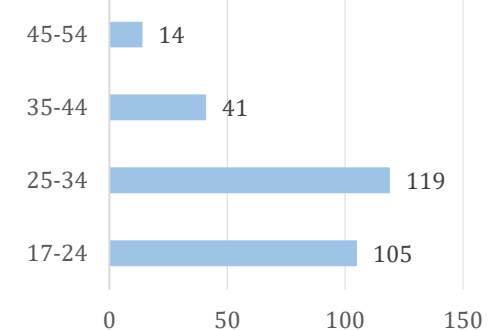
| | | |
|-----------------------------------|--------|------------------------|
| Total Army Records | 55,247 | |
| Total Soldiers Entered in UT | 472 | |
| Total from UT staying in UT | 186 | Loss of 286 Utahans |
| Total Soldiers Transitioned to UT | 279 | Gain of 93 non-Utahans |

| | | | | | |
|-------------------------------------|------------------------------------|--------|-------------------------------|------------|---------------|
| Entered in UT (472) | Transitioned from a base in UT | 0 | Staying In UT | 0 | |
| | N/A | | Going to another state | | 0 |
| | Transitioned from a base NOT in UT | 472 | Going to UT | 186 | |
| | | | Going to another state | | 286 |
| Did not enter in UT (54,775) | Transitioned from a base in UT | 0 | Staying in UT | 0 | |
| | | | Going to another state | | 0 |
| | Transitioned from a base NOT in UT | 54,775 | Going to UT | 93 | |
| | | | Going to another state | | 54,682 |
| | | | Total to Utah | 279 | |
| | | | Total to another state | | 54,968 |

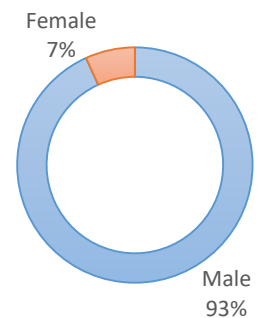
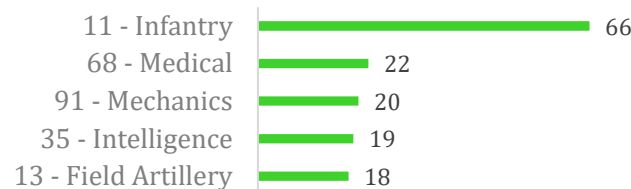
INFORMATION ON SOLDIERS TRANSITIONED TO UTAH (279)



AGE



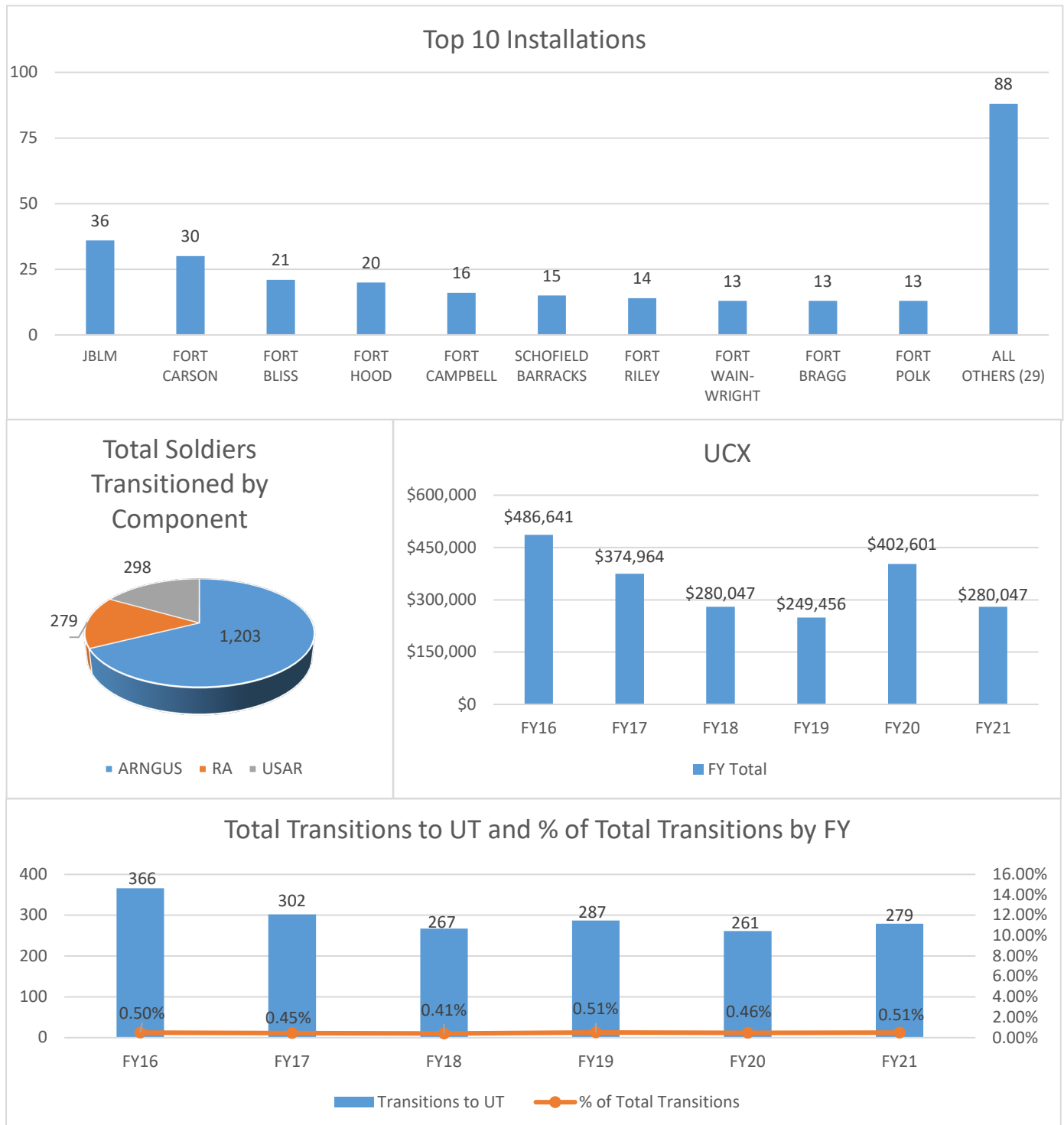
TOP 5 MOS SERIES



The above table and charts contain data extracted from the annual TRANSPROC report and is filtered to show Active Component Soldiers receiving either an Honorable or an Other than Honorable General Discharge. Some of the data in the above charts contain blank fields and may not reflect the Total number of Soldiers Transitioned to the state.

FY21 WEST

Information on Soldiers Transitioned to Utah (279)



FY21 WEST

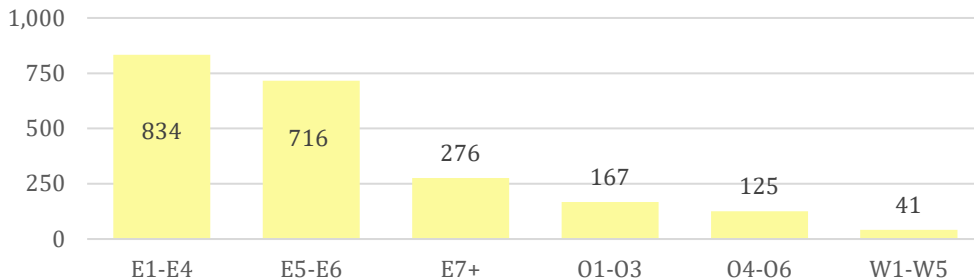
Washington

Washington

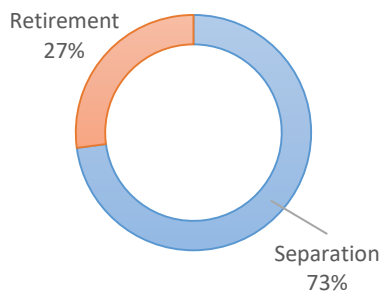
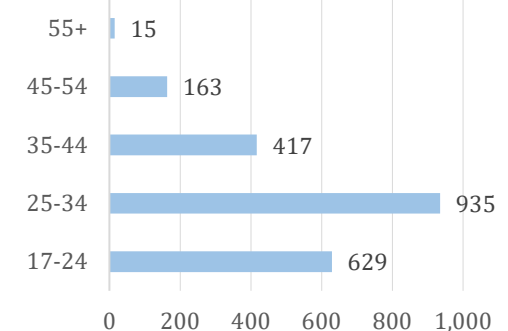
| | | |
|-----------------------------------|--------|----------------------------------|
| Total Army Records | 55,247 | |
| Total Soldiers Entered in WA | 1,124 | |
| Total from WA staying in WA | 563 | Loss of 561 Washingtonians |
| Total Soldiers Transitioned to WA | 2,159 | Gain of 1,596 non-Washingtonians |

| | | | | | |
|-------------------------------------|------------------------------------|--------|-------------------------------|--------------|---------------|
| Entered in WA (1,124) | Transitioned from a base in WA | 219 | Staying in WA | 182 | |
| | JB Lewis-McChord 219(182/37) | | Going to another state | | 37 |
| | Transitioned from a base NOT in WA | 905 | Going to WA | 381 | |
| | | | Going to another state | | 524 |
| Did not enter in WA (54,123) | Transitioned from a base in WA | 3,547 | Staying in WA | 1,186 | |
| | | | Going to another state | | 2,361 |
| | Transitioned from a base NOT in WA | 50,576 | Going to WA | 410 | |
| | | | Going to another state | | 50,166 |
| | | | Total to Washington | 2,159 | |
| | | | Total to another state | | 53,088 |

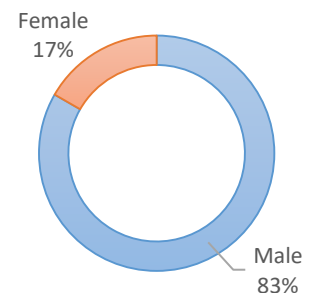
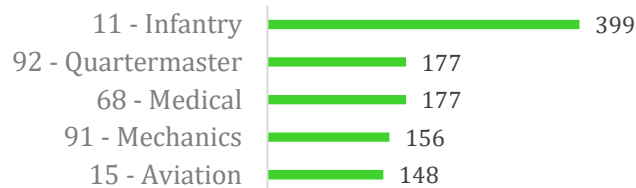
INFORMATION ON SOLDIERS TRANSITIONED TO WASHINGTON (2,159)



AGE

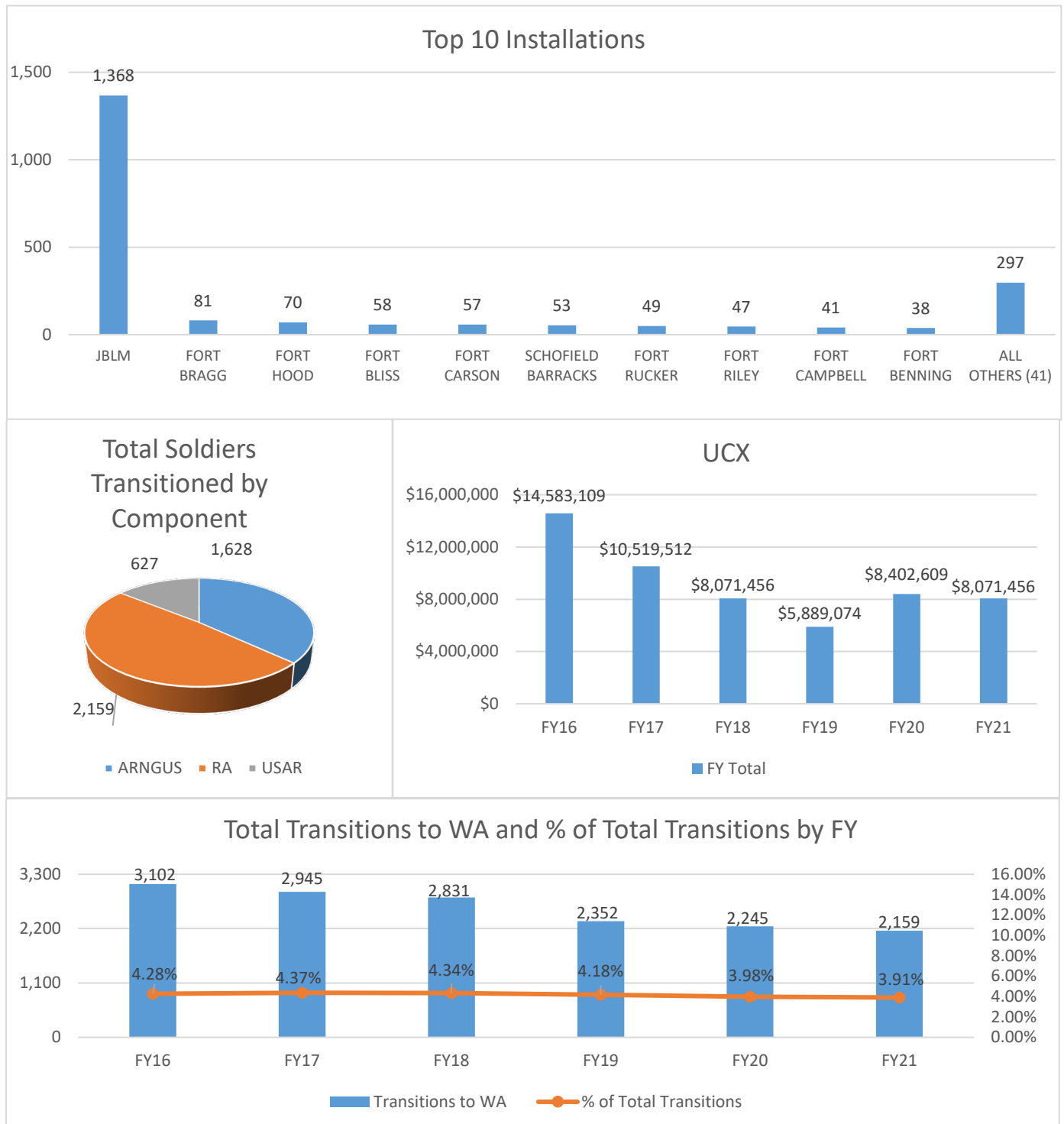


TOP 5 MOS SERIES



FY21 WEST

Information on Soldiers Transitioned to Washington (2,159)



FY21 WEST

Contact Information

| TANYA WRIGHT RESEARCH ANALYST | JOSEPH PRESTIGIACOMO SR. RESEARCH ANALYST |
|---|--|
|  |  |
| Tel (703) 545-8242 Tanya.t.wright.ctr@army.mil | Tel (703) 545-8269 joseph.prestigiacomo4.ctr@army.mil |

Company Information

U.S. Army Soldier for Life
251 18th Street South, Arlington, VA 22202
Tel (703) 545-2637
Fax (703) 601-1240
soldierforlife.army.mil

