



Texas

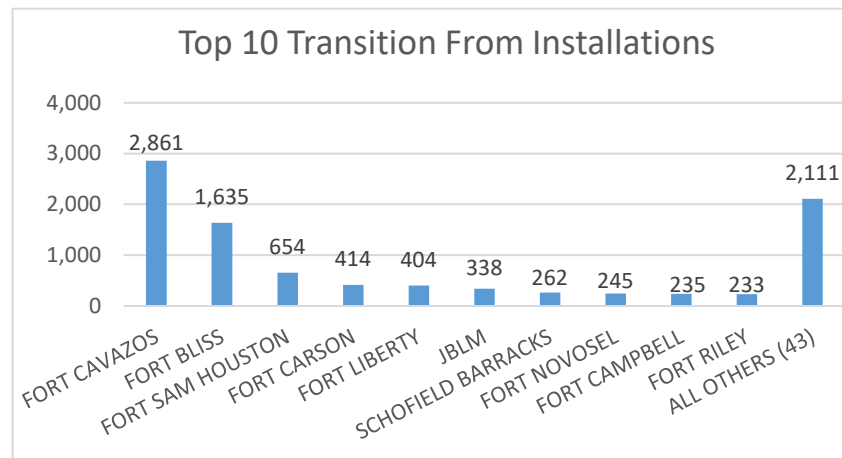
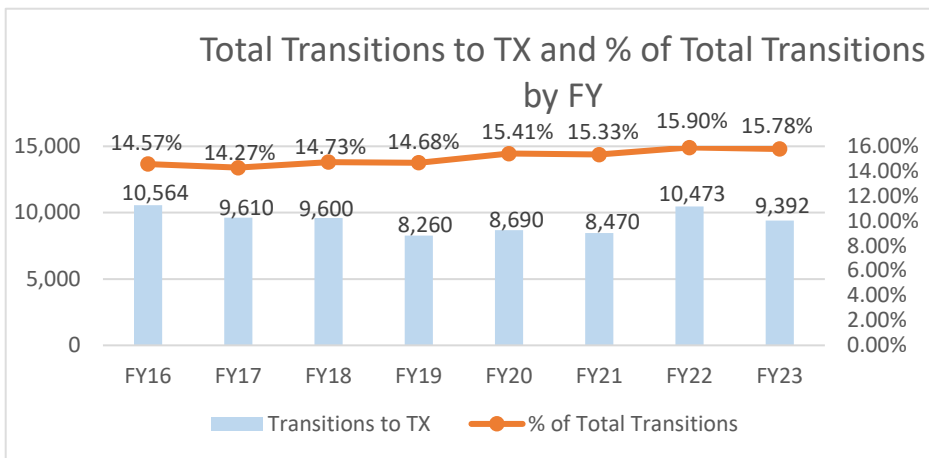


Texas ranked 1st in Regular Army (RA) soldier transitions. 16% (9,392) of the RA population for FY23 transitioned to Texas.

Top 5 MSAs* in TX	FY23 Transitioned Soldiers
**Killeen	2,164
**El Paso	1,421
**San Antonio	1,390
Dallas	1,240
Houston	1,233

TX FY23 RA Transitions

- **59,535** (left the Army)
- **6,325** (Joined in TX)
- **4,308** (returned to TX; **about 32% loss**)
- **5,084** (outsiders moved to TX)
- ❖ **9,392** to TX



*MSA stands for Metropolitan Statistical Area. A MSA is a predetermined land area that contains a population center with at least 50,000 people residing within its borders (Census Bureau). Some MSAs split states however the numbers only reflect those that transitioned to TX. **ALL** numbers are those with Honorable/general service.

** represents an installation is within the borders of that MSA.

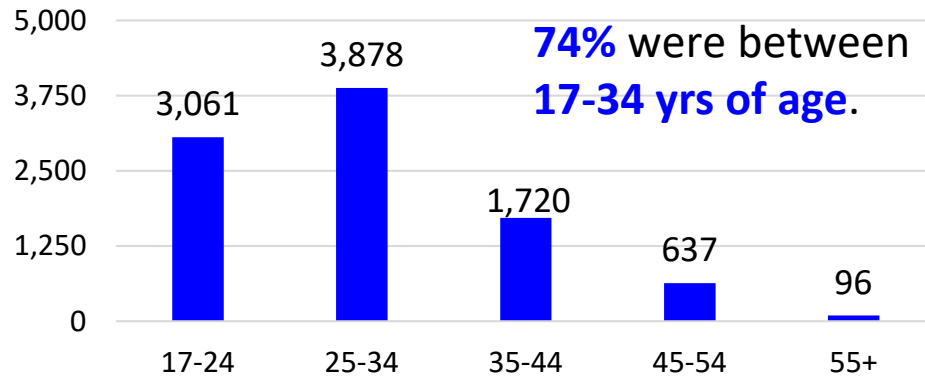


Texas

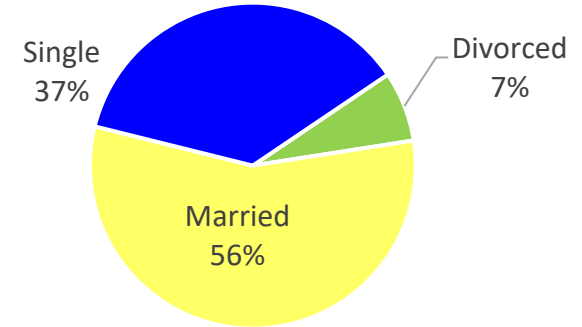


Demographics of the 9,392 RA soldiers that transitioned to Texas in FY23.

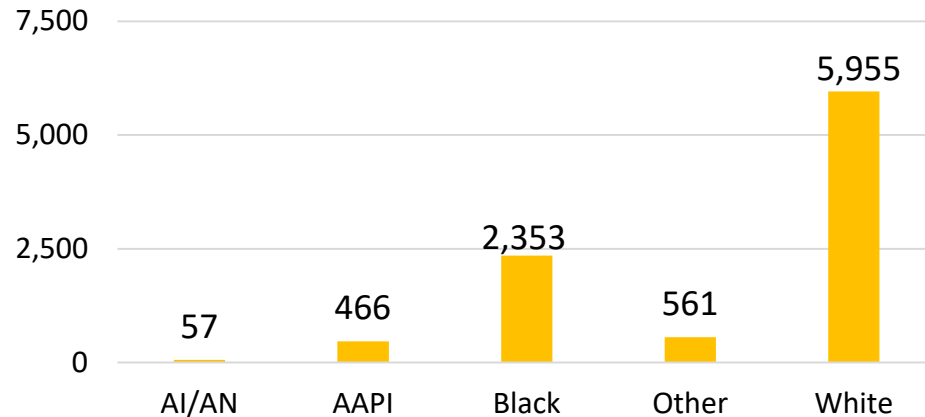
Age



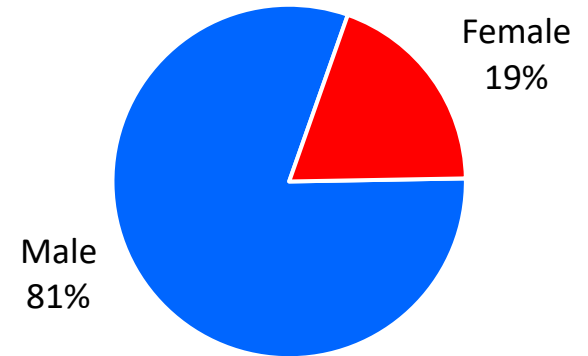
Marital Status



Race*



Gender



*Note: AI/AN= American Indian/Alaska Native; AAPI= Asian American Pacific Islander; Other= blank, other and unknown



Texas



Demographics of RA Soldiers that transitioned to Texas in FY23.

