



Maryland

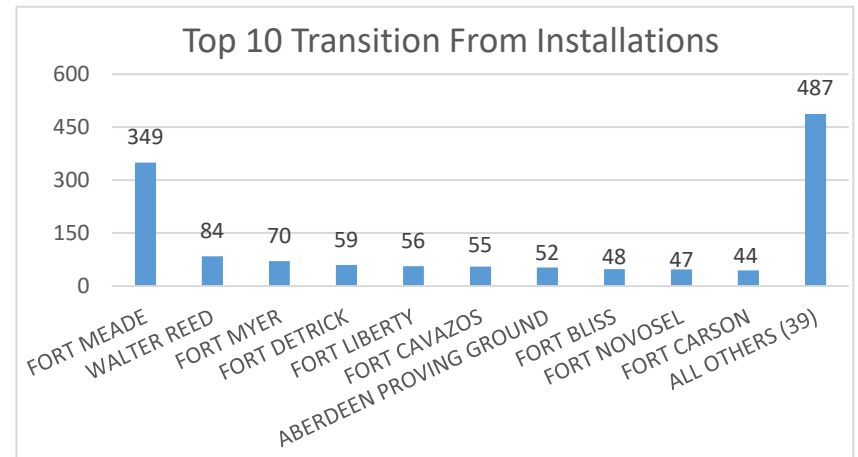
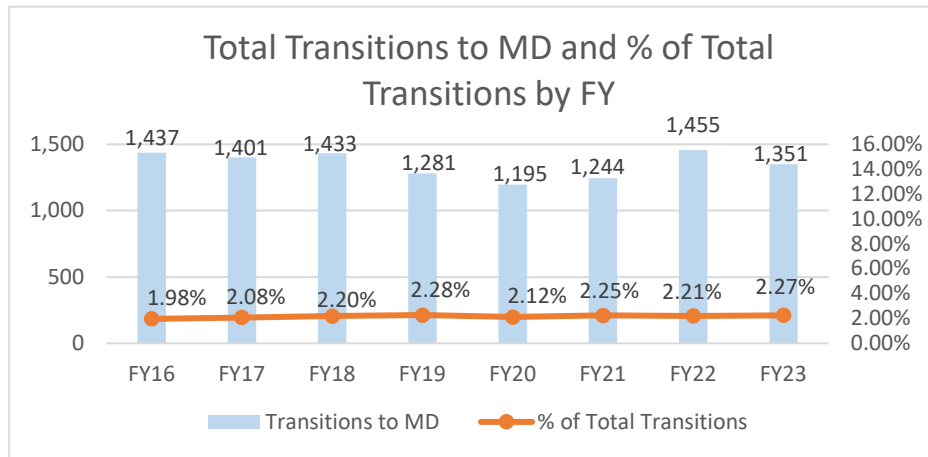


Maryland ranked 12th in Regular Army (RA) soldier transitions. 2% (1,351) of the RA population for FY23 transitioned to Maryland.

Top 5 MSAs* in MD	FY23 Transitioned Soldiers
**Baltimore	665
**D.C. Metro	524
**Philadelphia	26
Lexington Park	23
Salisbury	17

MD FY23 RA Transitions

- **59,535** (left the Army)
- **1,482** (Joined in MD)
- **503** (returned to MD; **about 66% loss**)
- **848** (outsiders moved to MD)
- ❖ **1,351** to MD



*MSA stands for Metropolitan Statistical Area. A MSA is a predetermined land area that contains a population center with at least 50,000 people residing within its borders (Census Bureau). Some MSAs split states however the numbers only reflect those that transitioned to MD. **ALL** numbers are those with Honorable/general service.

** represents an installation within the borders of that MSA.



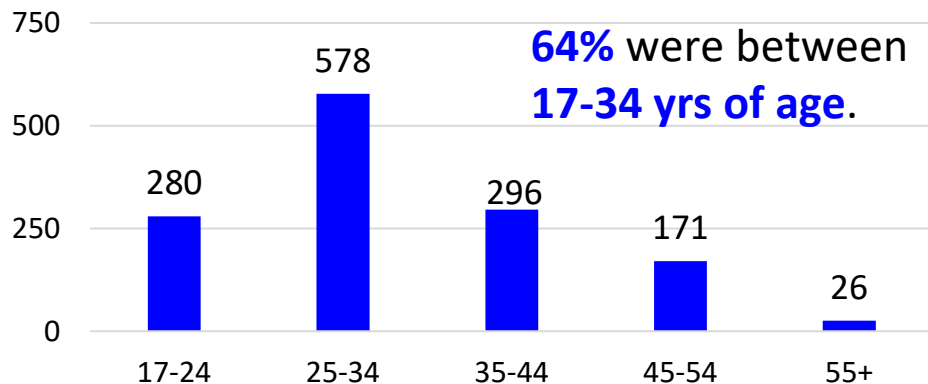
Maryland



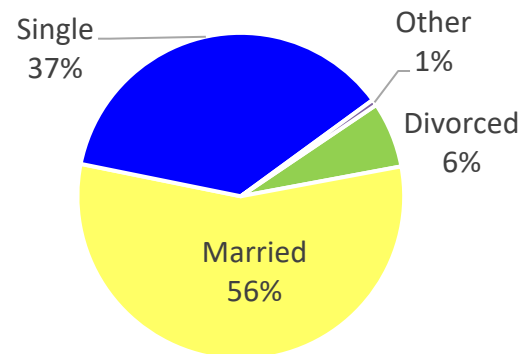
Demographics of the 1,351 RA soldiers that transitioned to Maryland in FY23.

Age

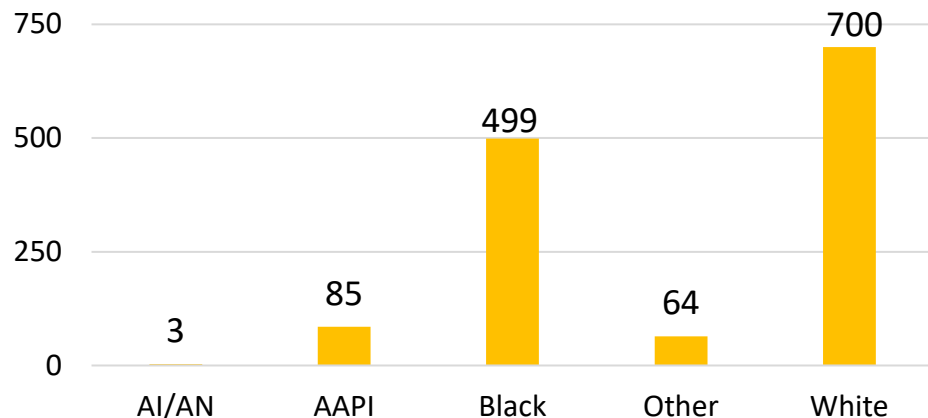
64% were between 17-34 yrs of age.



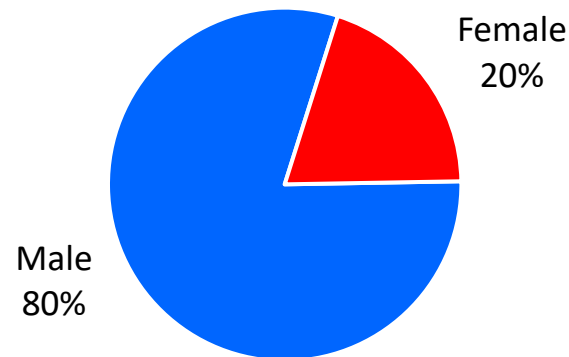
Marital Status



Race*



Gender



*Note: AI/AN= American Indian/Alaska Native; AAPI= Asian American Pacific Islander; Other= blank, other and unknown



Maryland



Demographics of RA Soldiers that transitioned to Maryland in FY23.

