



Delaware

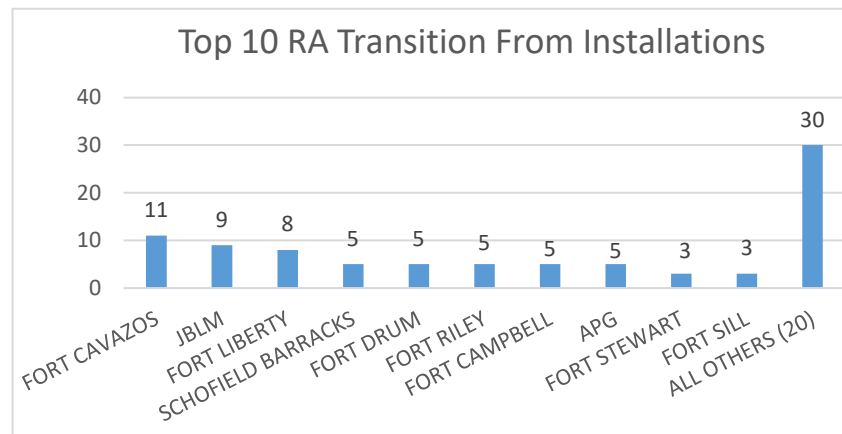
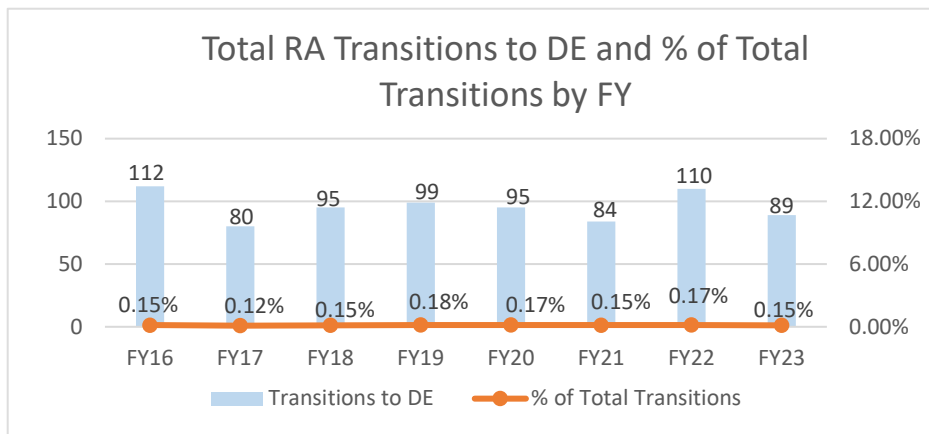


Delaware ranked 47th in Regular Army (RA) soldier transitions. <1.0% (89) of the RA population for FY23 transitioned to Delaware.

Top MSAs* in DE	FY23 Transitioned Soldiers
**Wilmington	33
Dover	30
Salisbury	24
N/A Rural	2

DE FY23 RA Transitions

- **59,535** (left the Army)
- **14** (Joined in DE)
- **6** (returned to DE; **about 57% loss**)
- **83** (outsiders moved to DE)
- ❖ **89** to DE



*MSA stands for Metropolitan Statistical Area. A MSA is a predetermined land area that contains a population center with at least 50,000 people residing within its borders. A Micropolitan Area has a population center of at least 10,000 but less than 50,000 (Census Bureau). N/A Rural describes an area that is considered a Micropolitan Area, or less in population. Some of the MSAs split states but the numbers only reflect DE. **ALL** data represents **ONLY** those with Honorable/general service.

**represents an installation at that MSA.



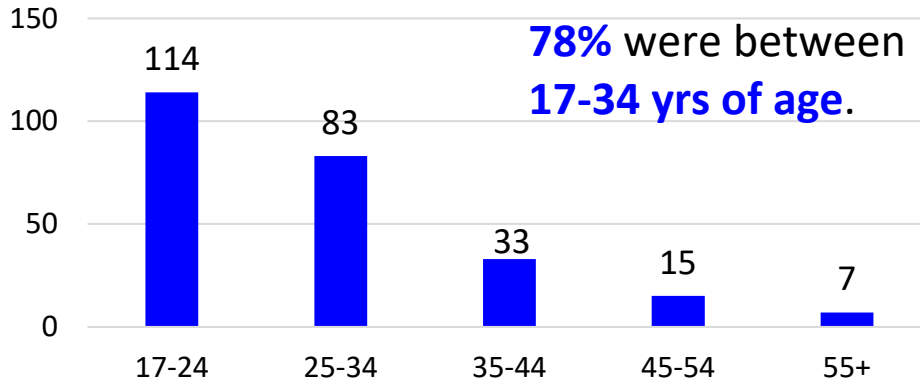
Delaware



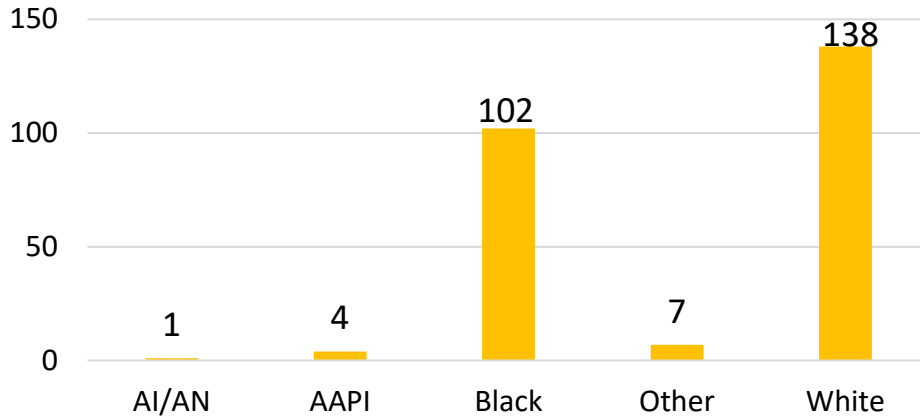
Demographics of the 252 soldiers that transitioned to Delaware in FY23.

Age

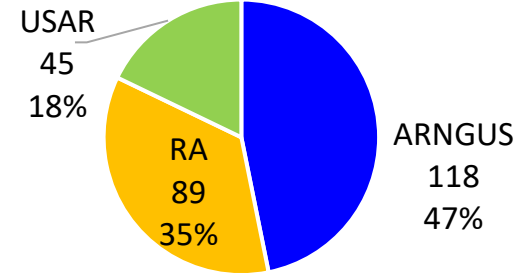
78% were between 17-34 yrs of age.



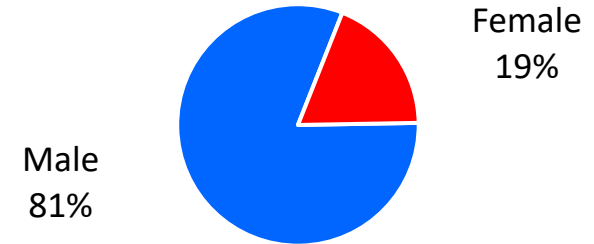
Race*



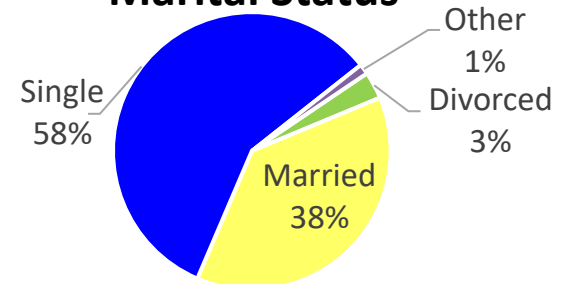
Component



Gender



Marital Status



*Note: AI/AN= American Indian/Alaska Native; AAPI= Asian American Pacific Islander; Other= blank, other and unknown



Delaware



Demographics of the soldiers that transitioned to Delaware in FY23.

