



North Dakota

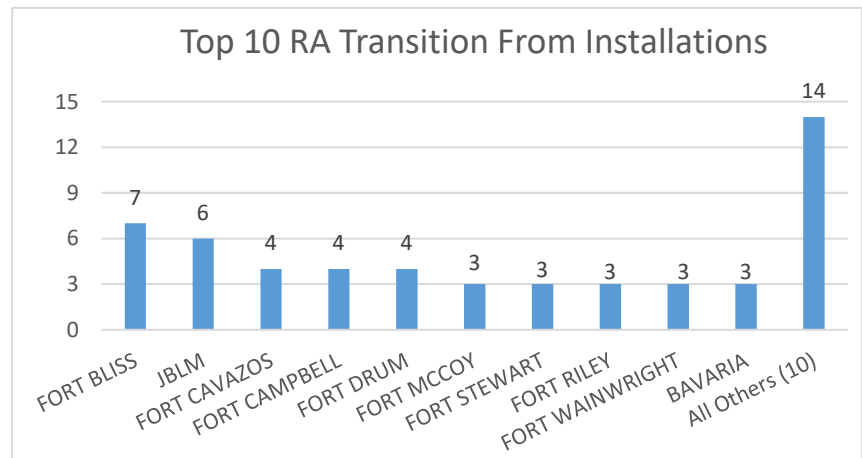
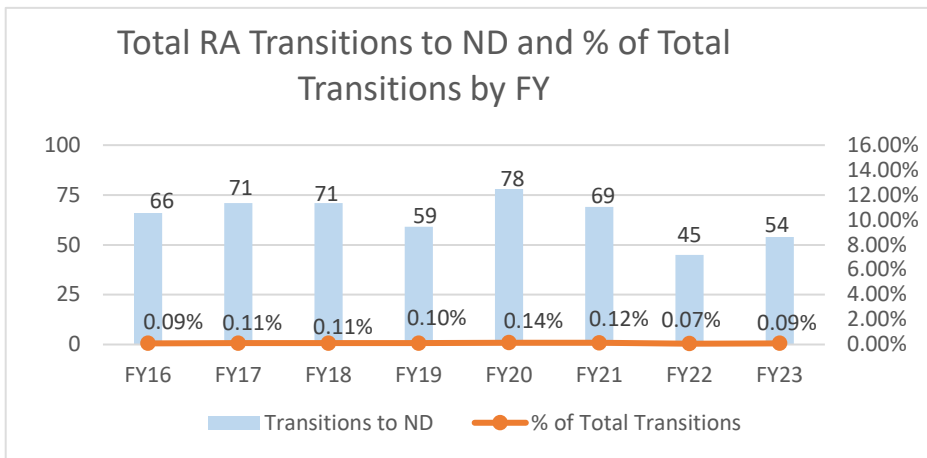


¹North Dakota ranked 51st in Regular Army (RA) soldier transitions. <1% (54) of the RA population for FY23 transitioned to North Dakota.

Top Transitioned to MSAs*	FY23 RA Transitioned Soldiers
N/A (Rural)	25
Fargo	15
Bismarck	9
Grand Forks	3

ND FY23 RA Transitions

- **59,535** (left the Army)
- **122** (Joined in ND)
- **27** (returned to ND; **about 78% loss**)
- **27** (outsiders moved to ND)
- ❖ **54 to ND**



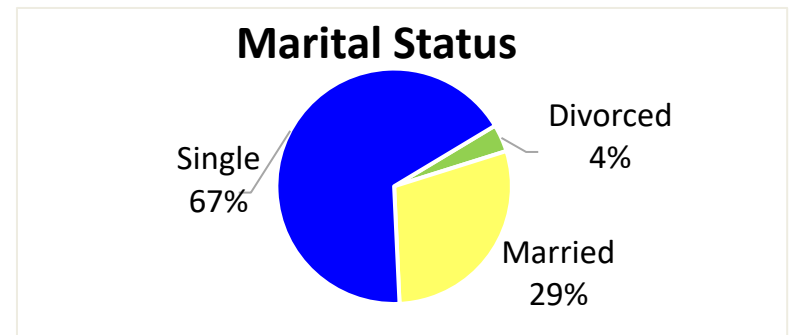
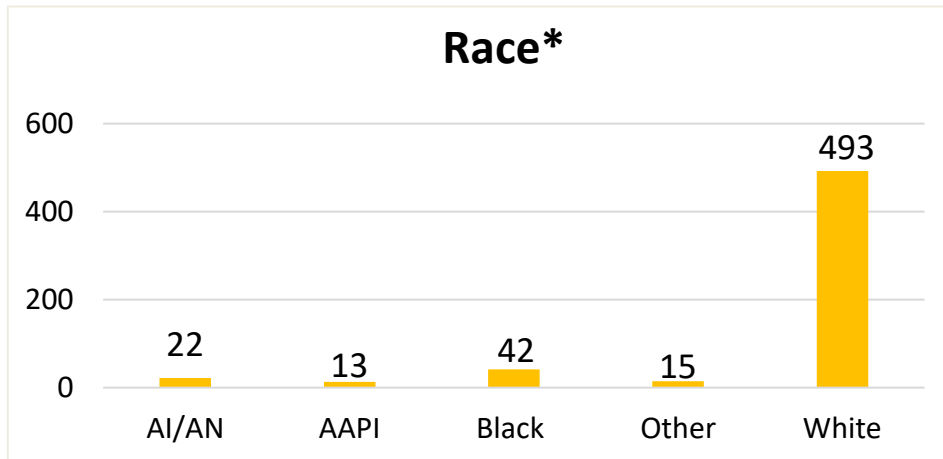
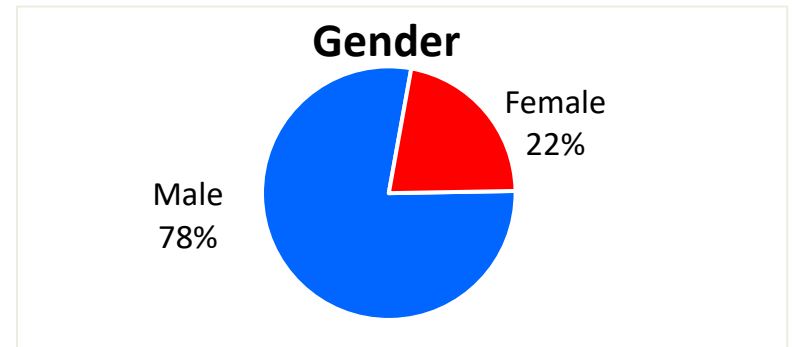
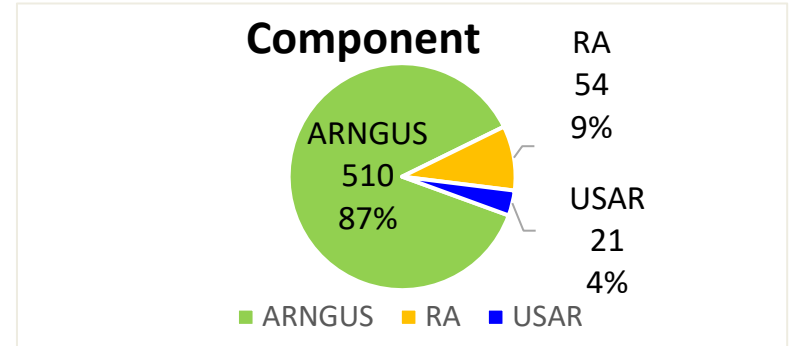
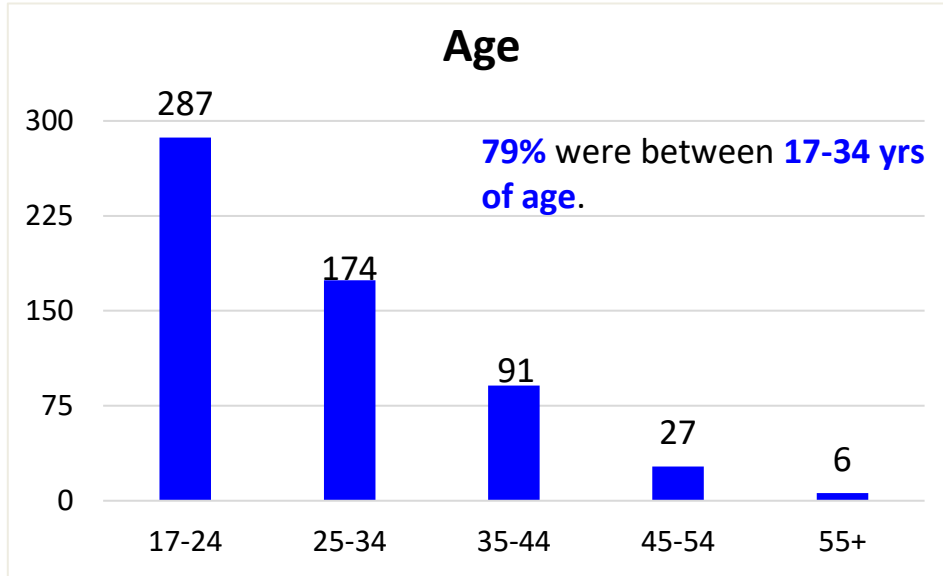
¹ Due to the small population of transitioned RA Soldiers to the state, all three Components are examined in all data points for this presentation unless otherwise specified.
 *MSA stands for Metropolitan Statistical Area. A MSA is a predetermined land area that contains a population center with at least 50,000 people residing within its borders (Census Bureau).
 N/A Rural is describes an area that is considered a Micropolitan Area, or less in population. Some of the MSAs split states but the numbers only reflect ND.
 ALL numbers are those with Honorable/general service.



North Dakota



Demographics of the 585 soldiers that transitioned to North Dakota in FY23.



*Note: AI/AN= American Indian/Alaska Native; AAPI= Asian American Pacific Islander; Other= blank, other and unknown



North Dakota



Demographics of the soldiers that transitioned to North Dakota in FY23.

