



# Alabama

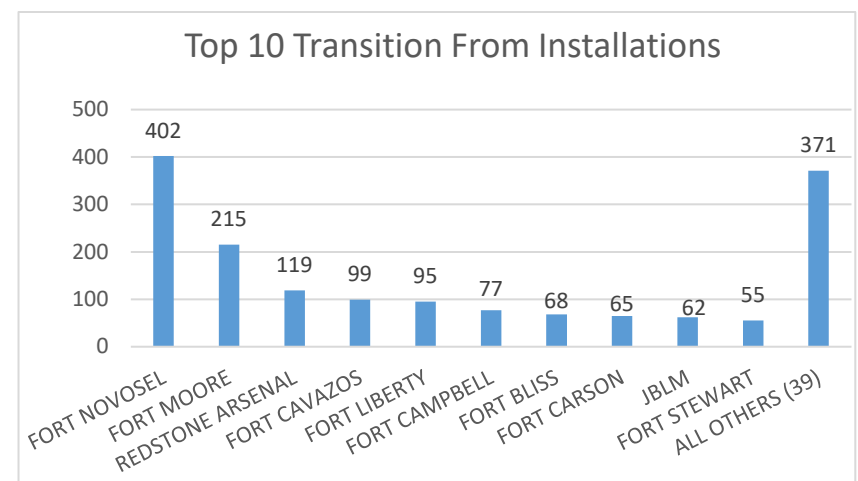
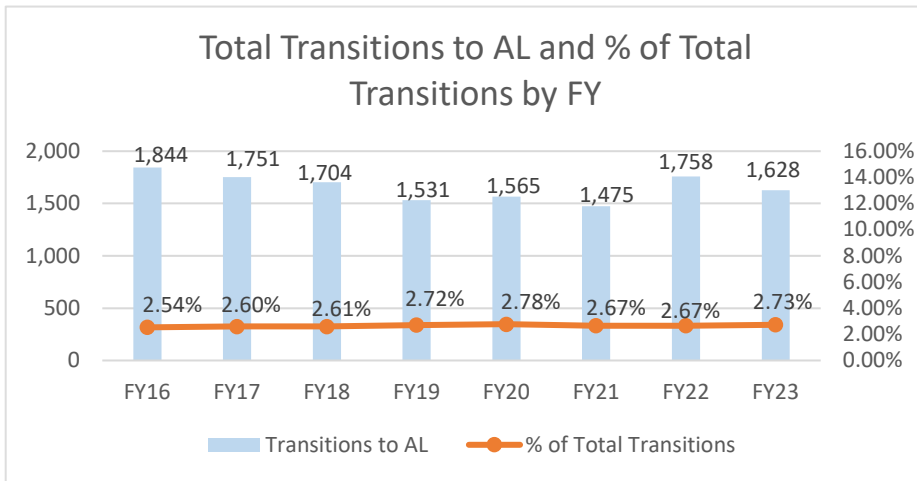


Alabama ranked 11<sup>th</sup> in Regular Army (RA) Soldier transitions. 3% (1,628) of the RA population for FY23 transitioned to Alabama.

Top 5 MSAs* in AL	FY23 Transitioned Soldiers
**Dale County	380
**Huntsville	252
Birmingham	159
**Columbus	139
Auburn	110

## AL FY23 RA Transitions

- **59,535** (left the Army)
- **2,404** (Joined in AL)
- **708** (returned to AL; **about 71% loss**)
- **920** (outsiders moved to AL)
- ❖ **1,628 to AL**



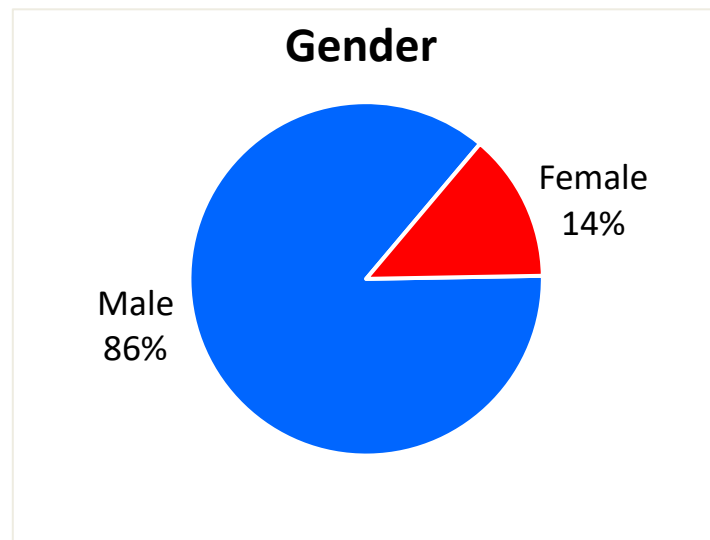
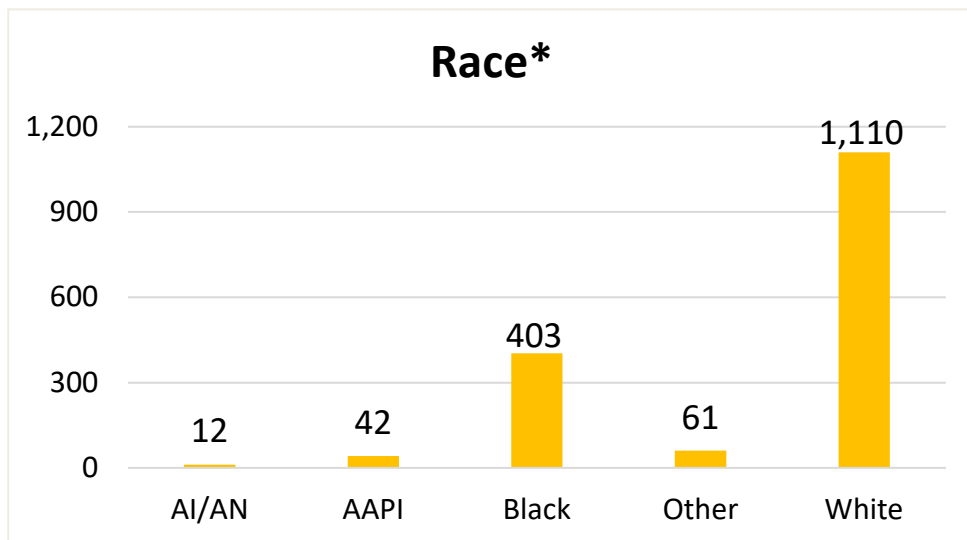
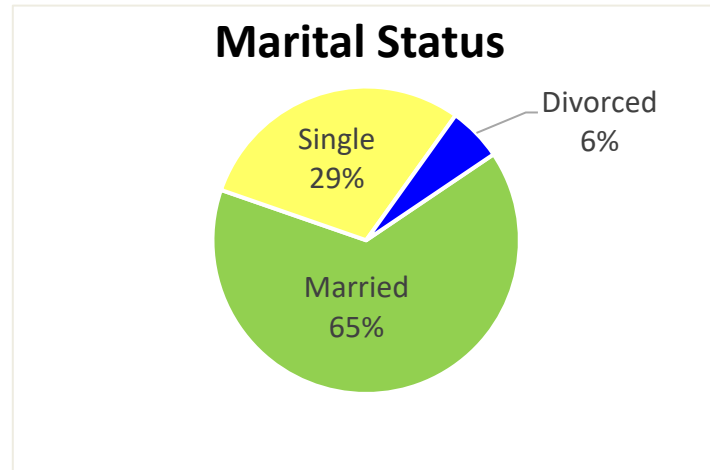
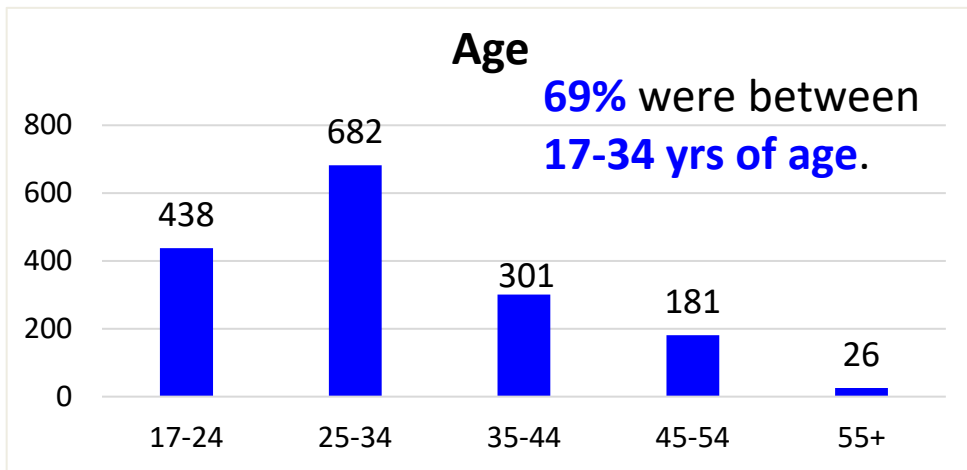
\*MSA stands for Metropolitan Statistical Area. A MSA is a predetermined land area that contains a population center with at least 50,000 people residing within its borders (Census Bureau). Some MSAs split states however the numbers only reflect those that transitioned to the AL side of the MSA.  
**ALL** data represents **ONLY** those with Honorable/general service.  
 \*\* represents an installation at that MSA.



# Alabama



Demographics of the 1,628 RA Soldiers that transitioned to Alabama in FY23.



\*Note: AI/AN= American Indian/ Alaska Native; AAPI= Asian American Pacific Islander; Other= blanks, other and unknown



# Alabama



Demographics of RA Soldiers that transitioned to Alabama in FY23.

