



New Mexico

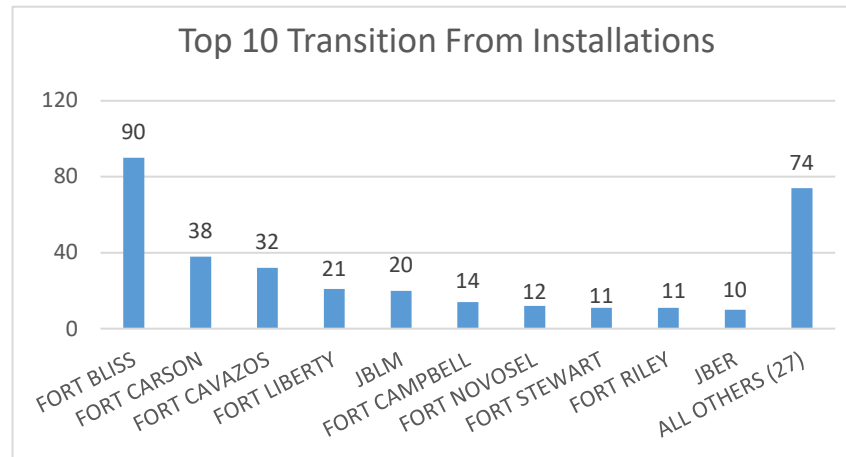
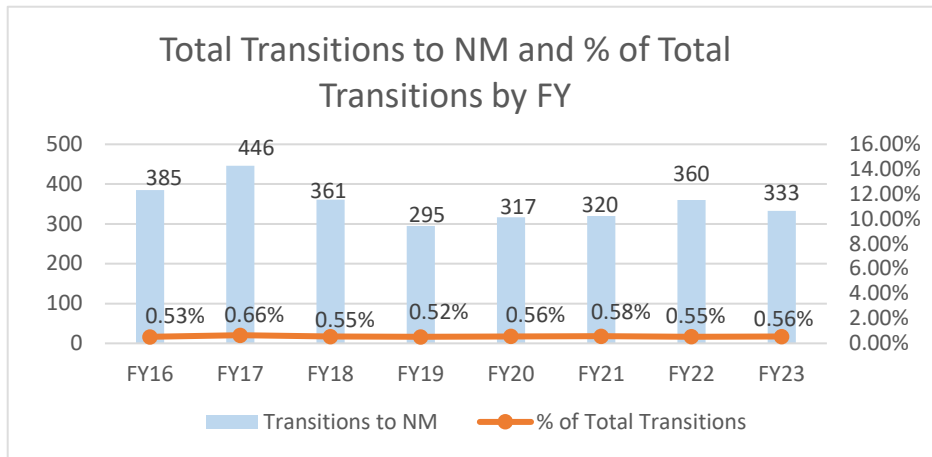


New Mexico ranked 34th in Regular Army (RA) soldier transitions. 1% (333) of the RA population for FY23 transitioned to New Mexico.

Top MSAs* in NM	FY23 Transitioned Soldiers
Albuquerque	115
N/A (Rural)	93
Las Cruces	86
Farmington	22
Santa Fe	14

NM FY23 RA Transitions

- **59,535** (left the Army)
- **342** (Joined in NM)
- **177** (returned to NM; **about 48% loss**)
- **156** (outsiders moved to NM)
- ❖ **333** to NM



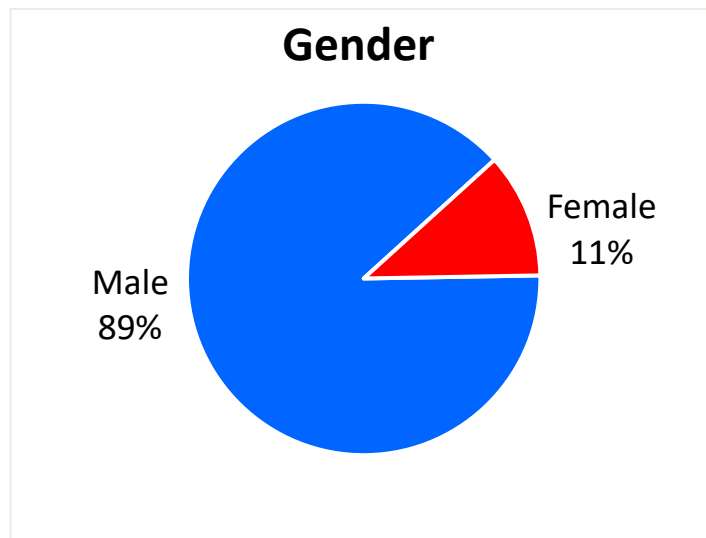
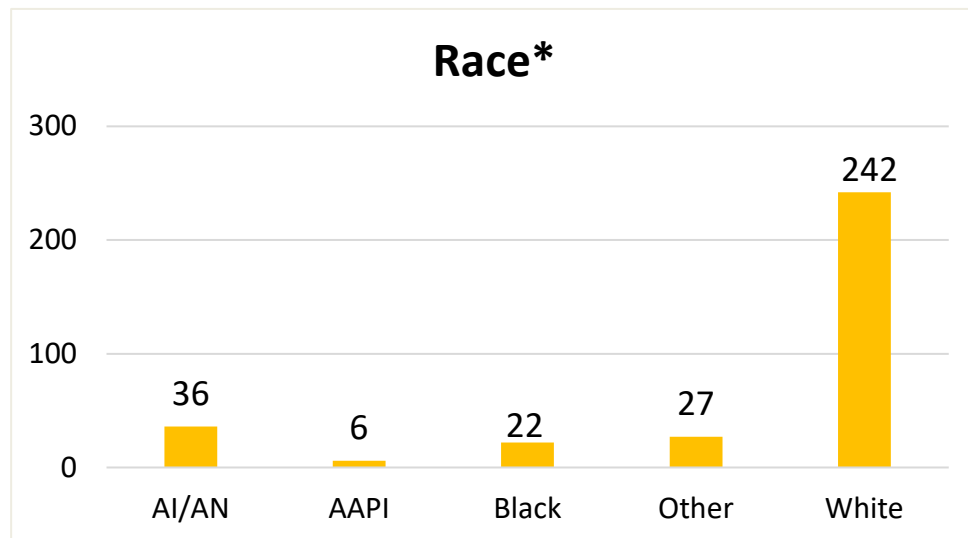
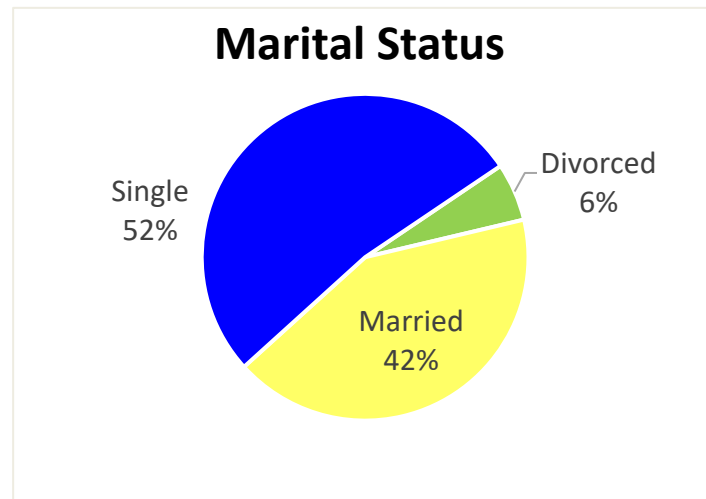
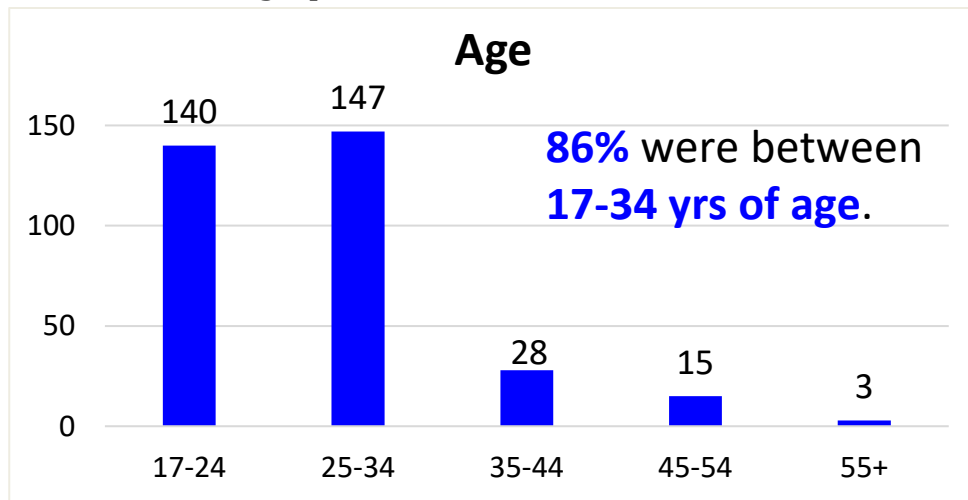
*MSA stands for Metropolitan Statistical Area. A MSA is a predetermined land area that contains a population center with at least 50,000 people residing within its borders. A Micropolitan Area has a population center of at least 10,000 but less than 50,000 (Census Bureau). N/A Rural describes an area that is considered a Micropolitan Area, or less in population. **ALL** numbers are those with Honorable/general service.



New Mexico



Demographics of the 333 RA soldiers that transitioned to New Mexico in FY23.



*Note: AI/AN= American Indian/Alaska Native; AAPI= Asian American Pacific Islander; Other= blank, other and unknown



New Mexico



Demographics of RA Soldiers that transitioned to New Mexico in FY23.

