



Iowa

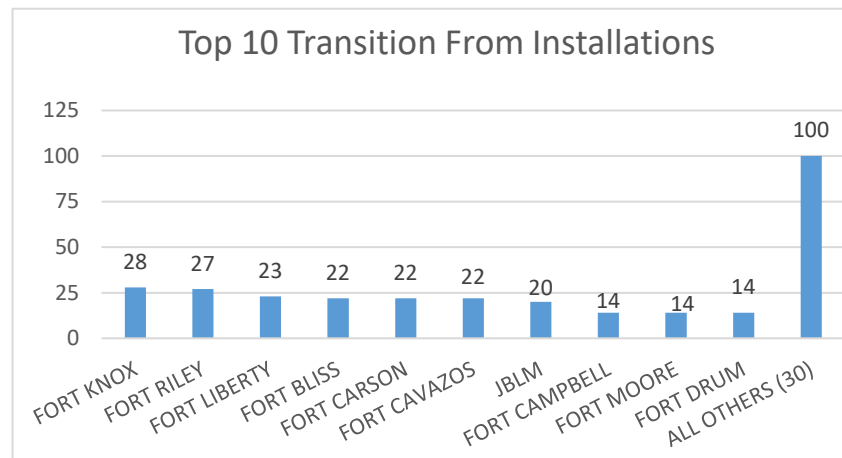
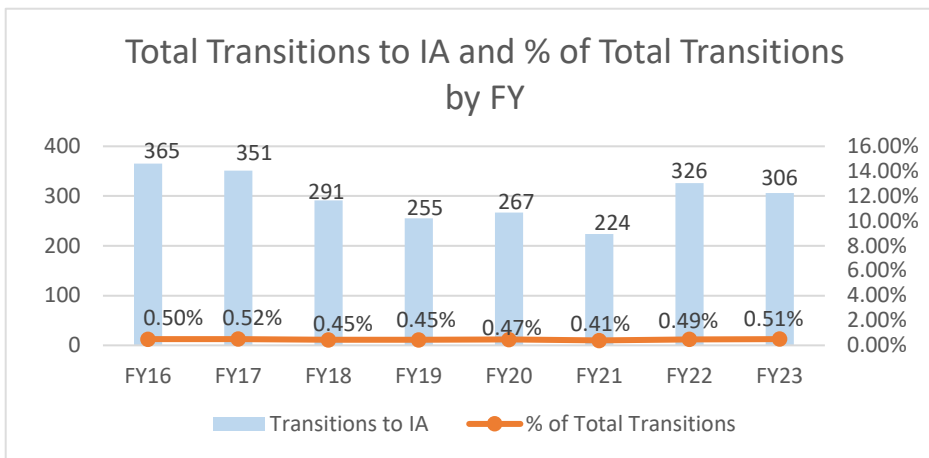


Iowa ranked 37th in Regular Army (RA) soldier transitions. 1% (306) of the RA population for FY23 transitioned to Iowa.

| Top 5 MSAs* in IA | FY23 Transitioned Soldiers |
|-------------------|----------------------------|
| Des Moines | 69 |
| Davenport | 42 |
| Cedar Rapids | 25 |
| Iowa City | 25 |
| Waterloo | 14 |

IA FY23 RA Transitions

- **59,535** (left the Army)
- **347** (Joined in IA)
- **172** (returned to IA; **about 50% loss**)
- **134** (outsiders moved to IA)
- ❖ **306** to IA



*MSA stands for Metropolitan Statistical Area. A MSA is a predetermined land area that contains a population center with at least 50,000 people residing within its borders (Census Bureau). Some MSAs split states however these numbers only reflect those that transitioned to IA. **ALL** numbers are those with Honorable/general service.



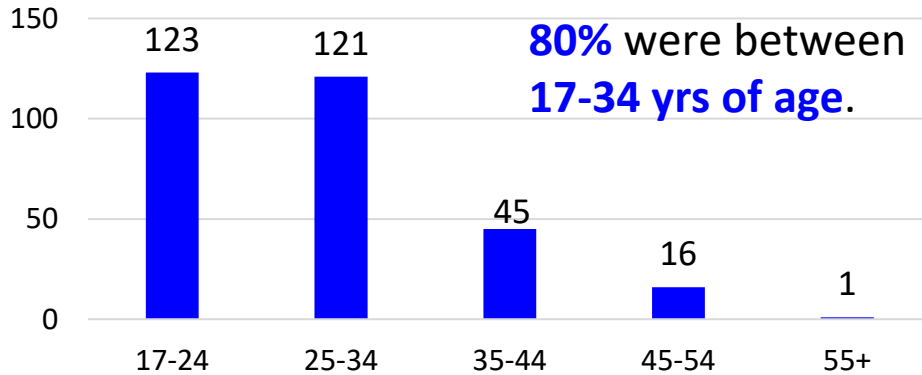
Iowa



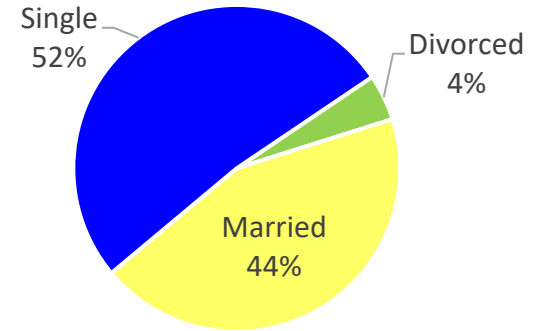
Demographics of the 306 RA soldiers that transitioned to Iowa in FY23.

Age

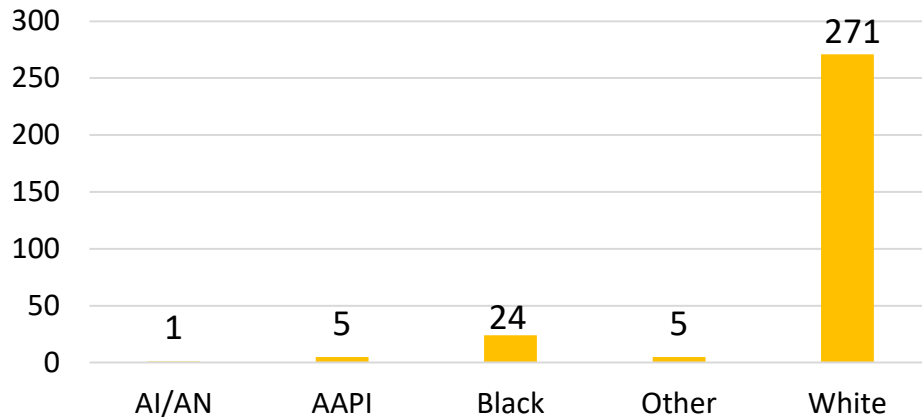
80% were between 17-34 yrs of age.



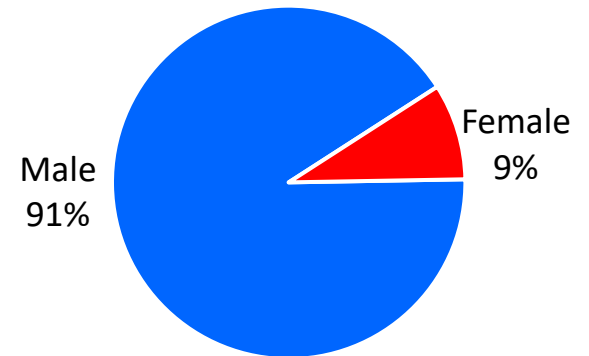
Marital Status



Race*



Gender



*Note: AI/AN= American Indian/Alaska Native; AAPI= Asian American Pacific Islander; Other= blank, other and unknown



Iowa



Demographics of RA Soldiers that transitioned to Iowa in FY23.

